

# Refrigeration 2019/2020

Quality, Design and Innovation

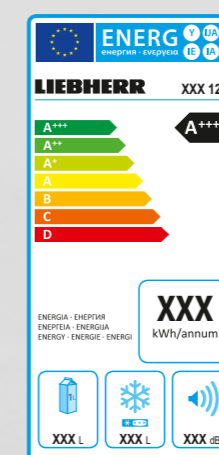


# LIEBHERR



# Contents

The Liebherr Group	04
Quality, Design and Innovation	06
Flexible accessories	12
BluPerformance	14
BioFresh	18
Side-by-Side fridge-freezers	20
Frenchdoor fridge-freezer	26
Fridge-freezers	28
Fridges	38
Freezers	42
Wine cabinets	48
Design & Lifestyle	56
Built-in fridge-freezers	58
Built-in fridges	66
Built-in freezers	70
Under-worktop fridges and freezers	74
Built-in wine cabinets	78
Built-in appliance glossary	90
Built-in appliance diagrams	92



## Extremely low energy consumption

Liebherr has always been committed to energy efficiency, which plays a key role from the design stage onwards.

Precision electronic controllers combined with optimised refrigeration components, highly insulating materials and very efficient compressors ensure that our appliances provide excellent energy efficiency.

Once again, Liebherr is leading the way with its range of refrigerators and freezers, offering an attractive selection of appliances in energy efficiency classes A to A+++/-20%.

# Global Success: The Liebherr Group

Liebherr is a third-generation, family-owned company founded by Hans Liebherr in 1949 with the creation of the first ever tower crane. With 70 years of success, Liebherr has become synonymous with the equipment needed to build homes and businesses, as well as the appliances within them. One of the world's largest manufacturers of construction machinery, Liebherr has expanded to eleven divisions with a wide array of product ranges, including earthmoving, mining, mobile cranes, tower cranes, concrete technology, maritime cranes, aerospace and transportation systems, gear technology and automation systems, components, hotels and domestic appliances. The company currently employs over 46,000 people in more than 130 companies in over 50 countries worldwide. Liebherr Appliances is Europe's largest privately owned manufacturer of fridges and freezers for residential and commercial use, with an annual production of more than 2.1 million units.



Earthmoving



Aerospace and Transportation Systems



Mobile Cranes



Mining



Tower Cranes



Concrete Technology

# Quality

For 70 years Liebherr has specialised in the manufacture of high quality, innovative fridges and freezers. From the initial stages of product design, and continuing through development, production and marketing, Liebherr focuses on manufacturing innovative products of the highest quality with timeless and elegant design. We consistently implement new ideas and improved technology to ensure optimum food storage and quality.

## **Quality fresh food storage: BioFresh**

Liebherr's BioFresh technology preserves fresh food for longer. Stored in the BioFresh compartment, at just over 0 °C and at the ideal humidity level, food will retain its nutritional value for far longer than it would in a normal fridge compartment.

## **Professional quality**

As a refrigeration specialist, Liebherr offers a wide range of professional appliances for commercial use. The demands of the professional sector are high; this sector wants reliable, top quality storage that guarantees safe food storage. As you use your Liebherr appliance in the home on a daily basis, you are benefiting from the expertise that Liebherr has accrued from decades in the commercial sector.

## **Quality assured**

So that you can trust your fridge or freezer to perform 24 hours a day, 365 days a year, we check all components at every stage of their development to ensure that they will function reliably for many years. For instance, before our door hinges find their way into production, they have to successfully pass through at least 100,000 opening cycles, which equates to more than 15 years use. All components undergo similar testing.

## **Approved quality**

Prior to packaging, every appliance is subject to a comprehensive quality inspection during which all components – refrigeration, mechanical and electronic systems – are tested. The quality of workmanship is also visually checked. All Liebherr production sites are certified according to international standards for quality management (ISO 9001) and environmental management (ISO 14001).

## **Guaranteed quality**

We provide a three-year warranty that covers all parts and labour costs to repair or replace any part of the appliance that proves to be defective in materials or workmanship.

## **VCC compressor**

Modern speed-controlled VCC compressors deliver perfect refrigeration performance and ensure that appliances benefit from optimum energy efficiency and cost effectiveness. They operate extremely quietly.





# Design

Characterised by elegant and timeless design, Liebherr's fridges and freezers fulfil and surpass the highest aesthetic demands. Extensive detailing – as seen in the superb stainless steel craftsmanship, the choice of high quality materials, the stylish interior fittings, and the practical GlassLine door interior – is typical in our appliances and reveals their design quality.

## Design for every kitchen space

So you can enjoy a lifetime of pleasure owning your Liebherr appliance, and find the perfect appliance for you, we offer a wide range of designs including models in classic stainless steel, elegant BlackSteel or vibrant ColourLine finishes, all of which complement modern kitchen and living spaces.

## Practical design for daily use

At Liebherr, design and functionality go hand-in-hand. To prevent finger marks on our stainless steel doors, we finish them with a SmartSteel surface. To make door opening easy and convenient, our ergonomically designed handles house an integrated opening mechanism. All GlassLine shelves are dishwasher safe.

## Lighting design


Liebherr's fridges and freezers are fitted with modern LED lighting. Upon opening the appliance door, the interior becomes evenly illuminated. LEDs are long-life, energy efficient and generate very little heat. We take meticulous care to install specially selected LEDs in order to achieve a harmonious, slightly bluish tinted lighting effect.

## Award-winning design

The superb design quality of our appliances has seen them honoured with many prestigious, international design awards from the likes of Plus X Award, reddot, iF product design, German Design Award and Good Design.



## Door Design



HardLine-Design offers a clear, linear and minimalist style creating a pristine overall appearance and a sense of elegance.



SwingDesign has gently rounded edges resulting in a balanced design.

# Innovation

Liebherr was first to implement features that are now standard in today's fridges and freezers. For example: fully enclosed FrostSafe freezer drawers that prevent loss of chilled air when the appliance is opened; patented BioFresh technology; and convenient, SoftSystem cushioned door closure.

## Innovative ideas

We place great importance on the continual development of our products. Therefore, at all of our production sites, we have state-of-the-art design centres with highly skilled employees. Our goal is to be 'Best in Class' in every respect. For example, Liebherr's current appliances are super-economical in terms of energy consumption thanks to the incorporation of advanced electronics and optimised refrigeration design.

## Energy efficiency as standard

A large proportion of our appliances fall into the highest efficiency classes. We aim to produce energy-saving appliances that do not compromise on convenience. Many of our current appliances are as much as 20% more economical than the threshold value required for the A+++ class.
















**A+++**  
-20%

## Innovation for even greater freshness

The latest fridges and freezers offer the ideal climate zone for almost every type of food. So, in addition to the classic refrigerator compartment, Liebherr offers a range of features including the BioCool-Box: a fruit and vegetable compartment in which humidity can be regulated; BioFresh drawers, in which meat, fish, dairy products, and fruit/vegetables all find their ideal storage climate; and a NoFrost freezer compartment that offers professional quality frost free freezing.

## Excellence in every detail

It couldn't be easier to set and adjust appliances with touch screen operation. The GlassLine storage shelves can be easily positioned for tailored use of the interior space. Drinks storage is provided in the door interior and, depending on the model, a bottle rack or versatile bottle shelf offer additional practical storage solutions.

<b>1954</b> Liebherr home appliances founded in Germany 	<b>1971</b> First electronic control 	<b>1987</b> NoFrost technology eliminating the need to defrost 	<b>1993</b> Conversion to CFC / HFC-free equipment program 	<b>1996</b> Patented BioFresh technology - system for extended storage-life 	<b>2004</b> Innovative LED lighting for energy efficient illumination 	<b>2006</b> Vinidor with adjustable temperature zones 	<b>2008</b> SoftSystem for gentle door closure 	<b>2009</b> SmartSteel finish reduces the visibility of finger prints 	<b>2010</b> DuoCooling for superior performance and efficiency 	<b>2013</b> Super efficient built-in appliances 	<b>2014</b> Under-worktop TipOpen appliance for seamless integration 	<b>2016</b> BluPerformance: A new dimension in freshness 	<b>2019</b> SmartDevice - Smart food management 	<b>2019</b> The new dimension for built-in appliances 
---	--	--	--	---	---	---	--	---	--	---	--	--	---	---

# Flexible accessories for your appliance

Discover the versatility of the Liebherr range of accessories for your fridge – and make your daily life a little bit easier.



## Organisational systems

Set up your fridge how you want it: In addition to the VarioSafe and the VarioBoxes, we also offer optimal organisation with the variable egg tray and the FlexSystem. Thanks to our bottle shelves and the clip labelling system for your wine inventory, you can also keep track of your beverages.



## Lifestyle features

Our butter dish offers space for a wide variety of butter sizes and fits perfectly into all shelves. The easy-to-fill ice cube tray is non-spill. Saving energy made easy: With the Vario energy-saving panel, you can reduce the energy consumption of your NoFrost freezer by up to 30% when not using all drawers.



## Consumable accessories

Your fridge includes items that are to be replaced on a regular basis for optimal performance. Water and activated charcoal filters can be conveniently purchased from your Liebherr retailer.

Matching accessories can be found online by desired model at: [home.liebherr.com](https://home.liebherr.com)

**BLU**  
Performance

# BluPerformance – A new dimension in refrigeration design

High quality materials, meticulous workmanship in every detail, and easy-to-use, precise touch-electronics define the BluPerformance range. The compact integration of cooling technology into the appliance plinth and the use of precision electronic controls has enabled even greater energy efficiency, provided more usable volume, and improved freezer compartment ergonomics. BioFresh and BioCool ensure lasting quality and freshness for stored foods. In addition, these models are quieter than ever, so will not disturb your living environment.

With elegant and timeless design, BluPerformance appliances are a highlight in any kitchen and are guaranteed to be a pleasure to use for many years to come.



**Power  
Cooling**

Greater performance



**LED**

Perfect illumination



**Touch  
Electronic**

User-friendly touch operation

**A+++**

**A+++  
-20%**



**Bio  
Fresh**

Greater freshness quality



Better energy efficiency

**Glass  
Line**



High quality materials



**Easy  
Open**

Superb convenience

# Multifunction touch control

In the touch-electronic BluPerformance appliances all functions can be easily and conveniently set by gently touching the screen. The high-resolution 7" colour display enables individual settings. Preset programs such as: 'EnergySaver', 'MaxPerformance', 'Party' or 'Holiday' assist in achieving optimum food storage and minimum energy use.

## Day-to-Day

The Day-to-Day program is aimed at meeting everyday requirements. It offers optimum refrigeration performance and efficiency using standard temperature settings in the fridge and freezer compartments.

## EnergySaver

The EnergySaver program lowers energy consumption further, beyond standard settings. To save energy, the temperature in the fridge and freezer compartments is slightly raised. The touch-electronics screen displays useful energy saving tips to help you further reduce electricity costs.

## Party

The Party program is ideal when preparing for celebrations: SuperCool and SuperFrost are activated for the short-term storage and chilling of larger quantities of food. The BottleTimer allows rapid chilling of drinks. Appliances with an IceMaker can increase ice cube production.

## MaxPerformance

The MaxPerformance program allows the appliance to deliver its highest refrigeration performance. It selects lower temperature settings for the fridge and freezer compartments.

## Holiday

The Holiday program minimises energy consumption during extended absences from the home. The fridge compartment is set to +15 °C, and the freezer compartment to -18 °C.





# BioFresh: enjoy lasting freshness

With BioFresh technology food keeps fresh for much longer. When stored at a temperature close to 0 °C and at the correct humidity level, many foods retain their nutrients, such as vitamins and minerals, for far longer than in a conventional fridge compartment. With the adjustable temperature range of 0 °C and -2 °C BioFresh-Plus offers even more flexibility. The BioFresh-Plus safe includes a versatile Fish & Seafood-Safe. In it, your fish and seafood are kept fresh for significantly longer in their optimal temperature range of -2 °C.

## Vitamins for a healthy diet

It goes without saying that it is extremely important for newly purchased and freshly harvested foods to be stored properly so that their nutrients are preserved for longer. The shelf life and freshness of most fruit and vegetables can be significantly extended by storing them in a fridge, particularly in a BioFresh compartment. The vitamin content of fruit and vegetables has been found to increase during storage in a BioFresh compartment.

## The perfect climate

With high humidity, the HydroSafe setting offers a perfect storage climate for fruit and vegetables. The drier conditions of the DrySafe setting are ideal for storing meat, fish and dairy products. The moist HydroSafe climate can be changed to a dry DrySafe climate using the humidity slide control.



Find out more about  
BioFresh:  
[biofresh.liebherr.com/en](http://biofresh.liebherr.com/en)

# Quality in every detail



SBSes 8486



**Bio  
Fresh**



**Bio  
Fresh-  
Plus**

**BioFresh** guarantees the perfect climate for extra long freshness. A temperature slightly above 0 °C and ideal air humidity maintain the vitamin and mineral content and appetising appearance of fruit and vegetables, meat, fish and milk products significantly longer than in a standard fridge.

**BioFresh-Plus** offers even more flexibility for the individual storage of food. The adjustable temperature range of 0 °C and -2 °C keeps various food, such as fruit, vegetables, fish and seafood, as well as meat and dairy products, fresh for significantly longer than in a conventional refrigeration compartment. The BioFresh-Plus safe includes a versatile **Fish & Seafood-Safe**.



**No  
Frost**

The **NoFrost** system provides rapid, fan-assisted, frost-free freezing for the safe, long-term storage of food. The NoFrost technology creates a much larger storage capacity and keeps the freezer constantly frost free.



Find out more about NoFrost:  
[nofrost.liebherr.com/en](http://nofrost.liebherr.com/en)



**Ice  
Maker**

The **IceMaker** provides you with perfect ice cubes for every occasion. Whether for a cool drink or a big party – there will always be enough ice cubes. The IceMaker, which you can switch off at any time, automatically keeps your supplies topped up.

The features shown are model dependent; look for these features in your model choice.

Side-by-Side fridge-freezers



<b>SBSes 8486</b> PremiumPlus	Bio Fresh-Plus	No Frost	A+++	Ice Maker	Wine	Soft System	Soft Telescopic	Smart Steel
Energy efficiency class: <A+++/A+++ <sup>1</sup>								
Energy consumption year / 24 hrs: 244 / 0.664 kWh <sup>1</sup>								
Max. Bordeaux bottles 0.75 l: 48								
Total net capacity: 645 litre (Fridge: 519 litre including BioFresh compartment: 132 litre including wine compartment: 153 litre / Freezer compartment: 126 litre)								
Noise output: 38 dB(A)								
Climate rating: SN-T (+10 °C to +43 °C)								
Door / side walls: Stainless steel with SmartSteel / Stainless steel with SmartSteel								
Exterior dimensions in cm (h / w / d): 185 / 121 / 66.5 <sup>1</sup>								

<b>Controls</b> <ul style="list-style-type: none"><li>· 2.4" TFT-colour display behind-the-door, touch electronic</li><li>· Digital temperature display for fridge, BioFresh, wine and freezer compartments</li><li>· Automatic SuperCool (time restricted)</li><li>· Automatic SuperFrost, quantity-controlled</li><li>· Warning signal in case of fault: visual and acoustic</li><li>· Door alarm: visual and acoustic</li><li>· Child lock</li><li>· Sabbath mode</li></ul>	<b>Wine compartment</b> <ul style="list-style-type: none"><li>· 2 separately controllable temperature zones, which can be regulated between +5 °C to +20 °C</li><li>· Tinted insulated glass door with UV protection</li><li>· Convection cooling fresh air supply via FreshAir activated charcoal filter</li><li>· Humidity regulation via adjustable fan</li><li>· LED lighting permanently on, dimmable</li><li>· Beech wood fittings</li><li>· 4 Shelves, of which 4 set on telescopic rails, of which 2 foldable</li><li>· Partially-foldable wooden shelf on telescopic rails</li></ul>
<b>Fridge and BioFresh compartments</b> <ul style="list-style-type: none"><li>· PowerCooling with FreshAir activated charcoal filter</li><li>· Premium GlassLine storage shelf with bottle holder, VarioBoxes, egg tray</li><li>· 4 GlassLine storage shelves, of which one is divided into two parts</li><li>· VarioSafe</li><li>· Variable bottle shelf</li><li>· LED ceiling lighting with dimmer function</li><li>· LED BioFresh lighting</li><li>· LED rear wall lighting</li><li>· 1 BioFresh-Plus with SoftTelescopic for use as Fish &amp; Seafood-Safe or DrySafe</li><li>· 2 BioFresh-Safes with SoftTelescopic, both can be set variably to HydroSafe or DrySafe</li></ul>	<b>Key features</b> <ul style="list-style-type: none"><li>· HardLine</li><li>· Aluminium handles with integrated opening mechanism</li><li>· Versatile installation due to front ventilation</li><li>· Transport handles, front and at back</li><li>· Height-adjustable castors at back</li><li>· Transport castors at back</li><li>· Door hinge left fixed/right fixed</li><li>· Replaceable door seal</li><li>· Concealed hinge with restricted opening</li></ul>
<b>Freezer compartment</b> ★★★★★ <ul style="list-style-type: none"><li>· 5 drawers, of which 2 set on roller tracks</li><li>· IceMaker with fixed 3/4" water connection</li><li>· Ice cube production in 24 hrs: 1.2 kg</li><li>· Ice cube reservoir: 1.8 kg</li><li>· LED lighting</li><li>· Temperature rise time: 24 h</li><li>· Freezing capacity in 24 hrs: 16 kg</li><li>· 2 cold storage accumulators</li><li>· Safety glass fittings</li></ul>	

<sup>1</sup> To achieve the indicated energy consumption level, the wall spacers provided with the appliance must be used. These increase the appliance depth by approximately 1.5 cm. If the wall spacers are not used, the appliance will remain fully functional, but will have a slightly higher energy consumption level.

<b>SBSbs 8673</b> Premium	Bio Fresh	No Frost	A+++	Ice Maker	Soft System	Soft Telescopic	Black Steel
Energy efficiency class: <A+++/A+++ <sup>1</sup>							
Energy consumption year / 24 hrs: 255 / 0.696 kWh <sup>1</sup>							
Total net capacity: 629 litre (Fridge: 367 litre including BioFresh compartment: 133 litre / Freezer compartment: 262 litre)							
Noise output: 38 dB(A)							
Climate rating: SN-T (+10 °C to +43 °C)							
Door / side walls: BlackSteel with SmartSteel / BlackSteel with SmartSteel							
Exterior dimensions in cm (h / w / d): 185 / 121 / 66.5 <sup>1</sup>							

<b>Controls</b> <ul style="list-style-type: none"><li>· 2.4" TFT-colour display behind-the-door, touch electronic</li><li>· Digital temperature display for fridge, BioFresh and freezer compartments</li><li>· Automatic SuperCool (time restricted)</li><li>· Automatic SuperFrost, quantity-controlled</li><li>· Warning signal in case of fault: visual and acoustic</li><li>· Door alarm: visual and acoustic</li><li>· Sabbath mode</li></ul>	<b>Freezer compartment</b> ★★★★★ <ul style="list-style-type: none"><li>· 9 drawers, of which 6 set on roller tracks, VarioSpace</li><li>· IceMaker with fixed 3/4" water connection</li><li>· Ice cube production in 24 hrs: 0.8 kg</li><li>· Ice cube reservoir: 0.8 kg</li><li>· LED lighting</li><li>· Temperature rise time: 20 h</li><li>· Freezing capacity in 24 hrs: 18 kg</li><li>· 2 cold storage accumulators</li><li>· Safety glass fittings</li></ul>
<b>Fridge and BioFresh compartments</b> <ul style="list-style-type: none"><li>· PowerCooling with FreshAir activated charcoal filter</li><li>· Premium GlassLine storage shelf with bottle holder, VarioBoxes, egg tray</li><li>· 4 GlassLine storage shelves, of which one is divided into two parts</li><li>· VarioSafe</li><li>· Variable bottle shelf</li><li>· LED ceiling lighting with dimmer function</li><li>· LED BioFresh lighting</li><li>· LED rear wall lighting</li><li>· 3 BioFresh-Safes with SoftTelescopic, of which 2 can be set variably to HydroSafe or DrySafe</li></ul>	<b>Key features</b> <ul style="list-style-type: none"><li>· HardLine</li><li>· Aluminium handles with integrated opening mechanism</li><li>· Versatile installation due to front ventilation</li><li>· Transport handles, front and at back</li><li>· Height-adjustable castors at back</li><li>· Height-adjustable feet at front, transport castors at back</li><li>· Door hinge left fixed/right fixed</li><li>· Replaceable door seal</li><li>· Concealed hinge with restricted opening</li></ul>

You can find the full range of efficiency classes at page 3. According to (EU) 2017/1369 6a.

Side-by-Side fridge-freezers



SBSes 8663  
Premium

Bio Fresh

No Frost

A+++

Soft System

Soft Telescopic

Smart Steel

Energy efficiency class: <A+++/A+++> <sup>1</sup>

Energy consumption year / 24 hrs: 258 / 0.702 kWh <sup>1</sup>

Total net capacity: 635 litre (Fridge: 367 litre including BioFresh compartment: 133 litre/Freezer compartment: 268 litre)

Noise output: 38 dB(A)

Climate rating: SN-T (+10 °C to +43 °C)

Door /side walls: Stainless steel with SmartSteel/Stainless steel with SmartSteel

Exterior dimensions in cm (h/w/d): 185/121/66.5 <sup>1</sup>

Controls

· 2.4" TFT-colour display behind-the-door, touch electronic

· Digital temperature display for fridge, BioFresh and freezer compartments

· Automatic SuperCool (time restricted)

· Automatic SuperFrost, quantity-controlled

· Warning signal in case of fault: visual and acoustic

· Door alarm: visual and acoustic

· Sabbath mode

Fridge and BioFresh compartments

· PowerCooling with FreshAir activated charcoal filter

· Premium GlassLine storage shelf with bottle holder, VarioBoxes, egg tray

· 4 GlassLine storage shelves, of which one is divided into two parts

· VarioSafe

· Variable bottle shelf

· LED ceiling lighting with dimmer function

· LED BioFresh lighting

· LED rear wall lighting

· 3 BioFresh-Safes with SoftTelescopic, of which 2 can be set variably to HydroSafe or DrySafe

Freezer compartment \*\*\*\*

· 8 drawers, of which 7 set on roller tracks, VarioSpace

· LED lighting

· Temperature rise time: 20 h

· Freezing capacity in 24 hrs: 18 kg

· 2 cold storage accumulators

· Safety glass fittings

Key features

· HardLine

· Aluminium handles with integrated opening mechanism

· Versatile installation due to front ventilation

· Transport handles at back

· Height-adjustable castors at back

· Height-adjustable feet at front, transport castors at back

· Door hinge left fixed/right fixed

· Replaceable door seal

· Concealed hinge with restricted opening



SBSes 8473  
Premium

Bio Fresh

Bio Cool

No Frost

A+++

Ice Maker

Soft System

Soft Telescopic

Smart Steel

Energy efficiency class: <A+++/A+++> <sup>1</sup>

Energy consumption year / 24 hrs: 251 / 0.686 kWh <sup>1</sup>

Total net capacity: 688 litre (Fridge: 562 litre including BioFresh compartment: 172 litre/Freezer compartment: 126 litre)

Noise output: 37 dB(A)

Climate rating: SN-T (+10 °C to +43 °C)

Door /side walls: Stainless steel with SmartSteel/Stainless steel with SmartSteel

Exterior dimensions in cm (h/w/d): 185/121/66.5 <sup>1</sup>

Controls

· 2.4" TFT-colour display behind-the-door, touch electronic

· Digital temperature display for fridge, BioFresh and freezer compartments

· Automatic SuperCool (time restricted)

· Automatic SuperFrost, quantity-controlled

· Warning signal in case of fault: visual and acoustic

· Door alarm: visual and acoustic

· Sabbath mode

Fridge compartment

· PowerCooling with FreshAir activated charcoal filter

· Premium GlassLine storage shelf with bottle holder, VarioBoxes, egg tray

· 5 GlassLine storage shelves, of which one is divided into two parts

· VarioSafe

· Bottle shelf

· LED ceiling lighting with dimmer function

· 2 BioCool-Boxes on telescopic rails

BioFresh compartment

· PowerCooling with FreshAir activated charcoal filter

· 2 GlassLine shelves in the BioFresh compartment

· LED ceiling lighting with dimmer function

· 2 BioFresh-Safes with SoftTelescopic set variably to either HydroSafe or DrySafe

Freezer compartment \*\*\*\*

· 5 drawers, of which 2 set on roller tracks, VarioSpace

· IceMaker with fixed 3/4" water connection

· Ice cube production in 24 hrs: 1.2 kg

· Ice cube reservoir: 1.8 kg

· LED lighting

· Temperature rise time: 24 h

· Freezing capacity in 24 hrs: 16 kg

· 2 cold storage accumulators

· Safety glass fittings

Key features

· HardLine

· Aluminium handles with integrated opening mechanism

· Versatile installation due to front ventilation

· Transport handles, front and at back

· Height-adjustable castors at back

· Height-adjustable feet at front, transport castors at back

· Door hinge left fixed/right fixed

· Replaceable door seal

· Concealed hinge with restricted opening

<sup>1</sup> To achieve the indicated energy consumption level, the wall spacers provided with the appliance must be used. These increase the appliance depth by approximately 1.5 cm. If the wall spacers are not used, the appliance will remain fully functional, but will have a slightly higher energy consumption level.

You can find the full range of efficiency classes at page 3. According to (EU) 2017/1369 6a.

# Quality in every detail



The elegant **MagicEye control system** with the innovative, user-friendly touch-electronic feature ensures that the temperature in the fridge compartment and freezer compartment is kept to the selected temperature. All the functions can be simply and conveniently operated at the touch of a finger.



Both **BioFresh drawers** are mounted on **telescopic rails** which extend effortlessly providing easy access to and a full view of your food. The lateral **LED lights** ensure perfect illumination of the drawers. The integrated glass shelf and bottle shelf provides dual purpose storage solutions depending on your requirements.



The **IceMaker** with fixed water connection provides you with a constant supply of ice cubes for every occasion. An integrated **water filter** ensures optimum water quality at all times. The electronic display indicates when the water filter needs replacing. The **NoFrost** technology keeps the freezer constantly frostfree.



The interior features **LED light columns** integrated on either side of the refrigerator, ensuring that the interior is evenly bathed in light to create a unique and dramatic effect within the appliance. The elegant, high quality **GlassLine** interior is adaptable to suit individual requirements.



<b>CBNes 6256</b> PremiumPlus	Bio Fresh	No Frost	A++	Duo Cooling	Ice Maker
Energy efficiency class: <A++					
Energy consumption year / 24 hrs: 322/0.881 kWh					
Total net capacity: 471 litre (Fridge: 357 litre including BioFresh compartment: 68 litre/Freezer compartment: 114 litre)					
Noise output: 43 dB(A)					
Climate rating: SN-T (+10 °C to +43 °C)					
Door / side walls: Stainless steel/stainless steel					
Exterior dimensions in cm (h/w/d): 203.9/91/61.5					

<b>Controls</b> <ul style="list-style-type: none"><li>· MagicEye behind-the-door, touch electronic</li><li>· Digital temperature display for fridge and freezer compartments</li><li>· Automatic SuperCool</li><li>· Automatic SuperFrost, quantity-controlled</li><li>· Warning signal in case of fault: visual and acoustic</li><li>· Door alarm: acoustic</li><li>· Sabbath mode</li></ul>	<b>Key features</b> <ul style="list-style-type: none"><li>· HardLine</li><li>· Aluminium handles</li><li>· Front ventilation</li><li>· Transport handles at back</li><li>· Height-adjustable castors at back</li><li>· Height-adjustable feet at front, transport castors at back</li><li>· Door hinge left fixed/right fixed</li><li>· Replaceable door seal</li><li>· Concealed hinge with restricted opening</li></ul>
<b>Fridge and BioFresh compartments</b> <ul style="list-style-type: none"><li>· PowerCooling</li><li>· Premium GlassLine storage shelf with bottle holder</li><li>· 3 GlassLine storage shelves</li><li>· Variable use bottle trays</li><li>· LED light column on both sides and LED ceiling lighting</li><li>· LED BioFresh lighting</li><li>· 2 BioFresh-Safes on telescopic rails set variably to either HydroSafe or DrySafe</li></ul>	
<b>Freezer compartment</b> **** <ul style="list-style-type: none"><li>· 2 drawers on telescopic rails, self-retracting</li><li>· IceMaker with fixed 3/4" water connection</li><li>· Ice cube production in 24 hrs: 1.3 kg</li><li>· Ice cube reservoir: 2.7 kg</li><li>· LED lighting</li><li>· Temperature rise time: 45 h</li><li>· Freezing capacity in 24 hrs: 11 kg</li></ul>	

You can find the full range of efficiency classes at page 3. According to (EU) 2017/1369 6a.

# Quality in every detail



CBNPhs 4858

## Bio Fresh



**BioFresh** guarantees the perfect climate for extra long freshness. A temperature slightly above 0 °C and ideal air humidity maintain the vitamin and mineral content and appetising appearance of fruit and vegetables, meat, fish and milk products significantly longer than in a standard fridge.

## No Frost



The **NoFrost** system from Liebherr provides rapid, fan-assisted, frost-free freezing for the safe, long-term storage of food. The NoFrost technology creates a much larger storage capacity and keeps the freezer constantly frost-free.



Find out more about NoFrost:  
[nofrost.liebherr.com](http://nofrost.liebherr.com)

## LED



Maintenance-free and energy efficient: long-life **LEDs** provide perfect illumination of the interior. LEDs emit very little heat, which ensures that fresh food is always optimally stored. The sophisticated integrated lighting design ensures maximum use of the interior space.



The high-performance **PowerCooling** system ensures that newly stored produce is quickly cooled and an even temperature is maintained throughout the interior. An electronic door switch turns off the fan when the door is opened, saving energy. The **FreshAir** activated charcoal filter that is integrated into the fan purifies circulating air and quickly traps odours.

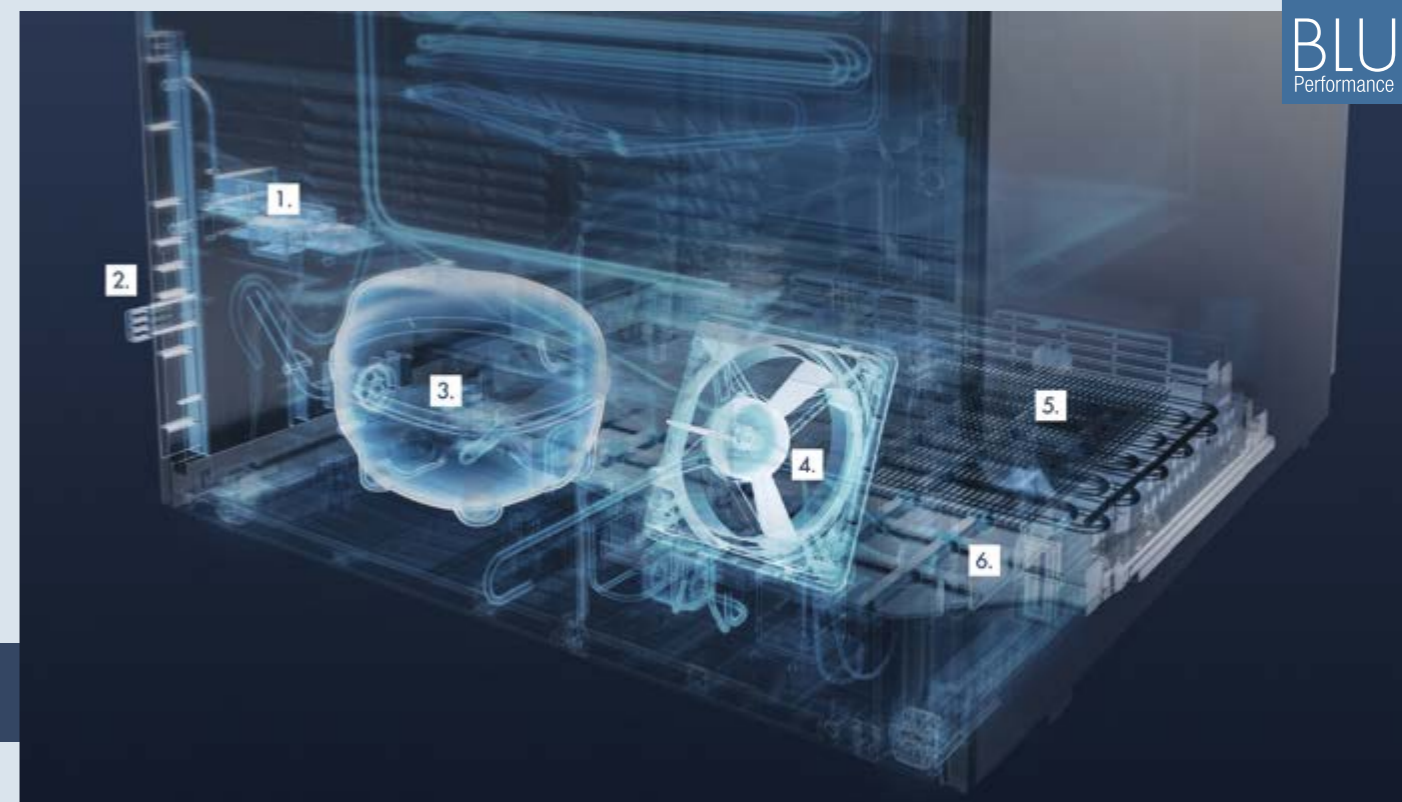
The features shown are model dependent; look for these features in your model choice.

# Quality in every detail



LED

Dual purpose storage with the **integrated glass shelf and bottle shelf**. One conveniently stores beneath the other when not in use. When using the bottle shelf, move the door rack upwards to allow the storage of taller bottles. The **LED rear wall lighting** is integrated at the back of the dividing shelf. Energy-efficient, environmentally friendly and maintenance-free LEDs optimally illuminate the back section of the refrigerator compartment, from top to bottom to completely illuminate the interior and provide a constant, perfectly lit storage environment.



**BluPerformance** models have their refrigeration technology compactly integrated in the plinth, minimising operating noise and saving space. Maximum performance thereby comes hand-in-hand with a considerably larger net capacity and greater energy efficiency.

1. Power connection for appliance plug 2. Functional wall spacer to maintain wall clearance and allow connection 3. Variable speed compressor 4. Plinth fan with noise-damping 5. Condenser 6. Defrost water drain



The high-resolution, high-contrast **2.4" touchscreen display** is integrated behind the door and enables accurate temperature settings.

Soft  
System

The integrated **SoftSystem** mechanism cushions door closure even when the door shelves are fully stocked; it ensures gentle closing and prevents bottles, jars and packets or food from falling out of the door. The door closes automatically from an opening angle of about 35°. Furthermore, the opening angle of the doors on all BluPerformance models is restricted to 115° to prevent damage to adjacent furniture and to the doors themselves.

Smart  
Steel

**SmartSteel** significantly reduces the visibility of fingerprints. The high-quality stainless steel finish makes SmartSteel surfaces particularly easy-to-clean and far more scratch-resistant.

Duo  
Cooling

With two independently controlled cooling circuits, **DuoCooling** controls the temperature in fridge-freezers with precision. There is no air exchange between the fridge and freezer compartments, odour transfer is prevented and stored food does not dry out. Also, the refrigeration compartment can be switched off while the freezer compartment continues operating. This can be useful, for example, when going on holiday.

The features shown are model dependent; look for these features in your model choice.

BioFresh NoFrost fridge-freezers



CBNef 5715

Comfort

Bio Fresh

No Frost

A+++

Duo Cooling

Smart Steel

Energy efficiency class: <A+++<sup>1</sup>

Energy consumption year / 24 hrs: 195/0.534 kWh<sup>1</sup>

Total net capacity: 381 litre (Fridge: 275 litre including BioFresh compartment: 108 litre/Freezer compartment: 106 litre)

Noise output: 38 dB(A)

Climate rating: SN-T (+10 °C to +43 °C)

Door /side walls: Stainless steel with SmartSteel/silver

Exterior dimensions in cm (h/w/d): 201 /70/66.5<sup>1</sup>

CBNPgw 4855

Premium

Bio Fresh

No Frost

A+++20%

Duo Cooling

Soft System

Soft Telescopic

Glass Edition

Energy efficiency class: <A+++<sup>1</sup>

Energy consumption year / 24 hrs: 149/0.408 kWh<sup>1</sup>

Total net capacity: 344 litre (Fridge: 243 litre including BioFresh compartment: 97 litre/Freezer compartment: 101 litre)

Noise output: 37 dB(A)

Climate rating: SN-T (+10 °C to +43 °C)

Door /side walls: Glass front white / white

Exterior dimensions in cm (h/w/d): 201 /60/68.5<sup>1</sup>

CBNPbs 4858

Premium

Bio Fresh

No Frost

A+++20%

Duo Cooling

Soft System

Soft Telescopic

Black Steel

Energy efficiency class: <A+++<sup>1</sup>

Energy consumption year / 24 hrs: 149/0.408 kWh<sup>1</sup>

Total net capacity: 344 litre (Fridge: 243 litre including BioFresh compartment: 97 litre/Freezer compartment: 101 litre)

Noise output: 37 dB(A)

Climate rating: SN-T (+10 °C to +43 °C)

Door /side walls: BlackSteel with SmartSteel/BlackSteel with SmartSteel

Exterior dimensions in cm (h/w/d): 201 /60/66.5<sup>1</sup>

CBNef 4815

Comfort

Bio Fresh

No Frost

A+++

Duo Cooling

Smart Steel

Energy efficiency class: <A+++<sup>1</sup>

Energy consumption year / 24 hrs: 186/0.507 kWh<sup>1</sup>

Total net capacity: 343 litre (Fridge: 242 litre including BioFresh compartment: 94 litre/Freezer compartment: 101 litre)

Noise output: 38 dB(A)

Climate rating: SN-T (+10 °C to +43 °C)

Door /side walls: Stainless steel with SmartSteel/silver

Exterior dimensions in cm (h/w/d): 201 /60/66.5<sup>1</sup>

Controls

- 2.4" TFT-monochrome display behind-the-door, touch electronic
- Digital temperature display for fridge, BioFresh and freezer compartments
- Automatic SuperCool (time restricted)
- Automatic SuperFrost, time-controlled
- Warning signal in case of fault: visual and acoustic
- Door alarm: visual and acoustic
- Sabbath mode

Freezer compartment

- 3 drawers, VarioSpace
- Ice cube tray
- Temperature rise time: 24 h
- Freezing capacity in 24 hrs: 16 kg
- Safety glass fittings

Key features

- HardLine
- Aluminium handles with integrated opening mechanism
- Versatile installation due to front ventilation

Fridge and BioFresh compartments

- PowerCooling with FreshAir activated charcoal filter
- Comfort GlassLine storage shelf with bottle holder, egg tray
- 3 GlassLine storage shelves, of which one is divided into two parts
- Integrated bottle shelf
- LED ceiling lighting
- 2 BioFresh-Safes on telescopic rails, of which 1 can be set variably to HydroSafe or DrySafe

Controls

- 2.4" TFT-colour display behind-the-door, touch electronic
- Digital temperature display for fridge, BioFresh and freezer compartments
- Automatic SuperCool (time restricted)
- Automatic SuperFrost, quantity-controlled
- Warning signal in case of fault: visual and acoustic
- Door alarm: visual and acoustic
- Sabbath mode

Freezer compartment

- 3 drawers, of which 2 set on roller tracks, VarioSpace
- Ice cube tray
- LED lighting
- Temperature rise time: 24 h
- Freezing capacity in 24 hrs: 16 kg
- 2 cold storage accumulators
- Safety glass fittings

Key features

- GlassEdition
- Recessed handles with integrated opening mechanism
- Versatile installation due to front ventilation

Fridge and BioFresh compartments

- PowerCooling with FreshAir activated charcoal filter
- Premium GlassLine storage shelf with bottle holder, VarioBoxes, egg tray
- 3 GlassLine storage shelves, of which one is divided into two parts
- Variable bottle shelf
- LED ceiling lighting with dimmer function
- LED BioFresh lighting
- LED rear wall lighting
- 2 BioFresh-Safes with SoftTelescopic set variably to either HydroSafe or DrySafe

Controls

- 7" TFT-colour display in-the-door, touch electronic
- Digital temperature display for fridge, BioFresh and freezer compartments
- Automatic SuperCool (time restricted)
- Automatic SuperFrost, quantity-controlled
- Warning signal in case of fault: visual and acoustic
- Door alarm: visual and acoustic
- Sabbath mode

Freezer compartment

- 3 drawers, of which 2 set on roller tracks, VarioSpace
- Ice cube tray
- LED lighting
- Temperature rise time: 24 h
- Freezing capacity in 24 hrs: 16 kg
- 2 cold storage accumulators
- Safety glass fittings

Key features

- HardLine
- Aluminium handles with integrated opening mechanism
- Versatile installation due to front ventilation

Fridge and BioFresh compartments

- PowerCooling with FreshAir activated charcoal filter
- Premium GlassLine storage shelf with bottle holder, VarioBoxes, egg tray
- 3 GlassLine storage shelves, of which one is divided into two parts
- Variable bottle shelf
- LED ceiling lighting with dimmer function
- LED BioFresh lighting
- LED rear wall lighting
- 2 BioFresh-Safes with SoftTelescopic set variably to either HydroSafe or DrySafe

Controls

- 2.4" TFT-monochrome display behind-the-door, touch electronic
- Digital temperature display for fridge, BioFresh and freezer compartments
- Automatic SuperCool (time restricted)
- Automatic SuperFrost, time-controlled
- Warning signal in case of fault: visual and acoustic
- Door alarm: visual and acoustic
- Sabbath mode

Freezer compartment

- 3 drawers, VarioSpace
- Ice cube tray
- Temperature rise time: 24 h
- Freezing capacity in 24 hrs: 16 kg
- Safety glass fittings

Key features

- HardLine
- Aluminium handles with integrated opening mechanism
- Versatile installation due to front ventilation

Fridge and BioFresh compartments

- PowerCooling with FreshAir activated charcoal filter
- Comfort GlassLine storage shelf with bottle holder, egg tray
- 3 GlassLine storage shelves, of which one is divided into two parts
- Integrated bottle shelf
- LED ceiling lighting
- 2 BioFresh-Safes on telescopic rails, of which 1 can be set variably to HydroSafe or DrySafe

<sup>1</sup> To achieve the indicated energy consumption level, the wall spacers provided with the appliance must be used. These increase the appliance depth by approximately 1.5 cm. If the wall spacers are not used, the appliance will remain fully functional, but will have a slightly higher energy consumption level.

You can find the full range of efficiency classes at page 3. According to (EU) 2017/1369 6a.

32

33

NoFrost fridge-freezers



◀60▶



◀60▶

CNbs 4315  
Comfort

Bio Cool

No Frost

A+++

Duo Cooling

Black Steel

Energy efficiency class: <A+++<sup>1</sup>

Energy consumption year / 24 hrs: 165 / 0.451 kWh<sup>1</sup>

Total net capacity: 321 litre (Fridge: 220 litre / Freezer compartment: 101 litre)

Noise output: 38 dB(A)

Climate rating: SN-T (+10 °C to +43 °C)

Door / side walls: BlackSteel with SmartSteel / BlackSteel with SmartSteel

Exterior dimensions in cm (h / w / d): 185 / 60 / 66.5<sup>1</sup>

**Controls**

- 2.4" TFT-monochrome display behind-the-door, touch electronic
- Digital temperature display for fridge and freezer compartments
- Automatic SuperCool (time restricted)
- Automatic SuperFrost, time-controlled
- Warning signal in case of fault: visual and acoustic
- Door alarm: visual and acoustic
- Sabbath mode

**Freezer compartment** **\*\*\*\***

- 3 drawers, VarioSpace
- Ice cube tray
- Temperature rise time: 24 h
- Freezing capacity in 24 hrs: 16 kg
- Safety glass fittings

**Key features**

- HardLine
- Aluminium handles with integrated opening mechanism
- Versatile installation due to front ventilation
- Transport handles, front and at back
- Height-adjustable castors at back
- Height-adjustable feet at front, transport castors at back
- Reversible door hinging
- Replaceable door seal
- Concealed hinge with restricted opening

**Fridge compartment**

- PowerCooling with FreshAir activated charcoal filter
- Comfort GlassLine storage shelf with bottle holder, egg tray
- 4 GlassLine storage shelves, of which one is divided into two parts
- Bottle shelf
- LED ceiling lighting
- 1 BioCool-Box on roller tracks

CNef 3515  
Comfort

No Frost

A++

Duo Cooling

Smart Steel

Energy efficiency class: <A++<sup>1</sup>

Energy consumption year / 24 hrs: 237 / 0.648 kWh<sup>1</sup>

Total net capacity: 308 litre (Fridge: 221 litre / Freezer compartment: 87 litre)

Noise output: 39 dB(A)

Climate rating: SN-T (+10 °C to +43 °C)

Door / side walls: Stainless steel with SmartSteel / silver

Exterior dimensions in cm (h / w / d): 181.7 / 60 / 62.5<sup>1</sup>

**Controls**

- 2.4" TFT-monochrome display behind-the-door, touch electronic
- Digital temperature display for fridge and freezer compartments
- Automatic SuperCool (time restricted)
- Automatic SuperFrost, time-controlled
- Warning signal in case of fault: visual and acoustic
- Door alarm: visual and acoustic
- Sabbath mode

**Freezer compartment** **\*\*\*\***

- 3 drawers, VarioSpace
- Ice cube tray
- Temperature rise time: 18 h
- Freezing capacity in 24 hrs: 11 kg
- Safety glass fittings

**Key features**

- HardLine
- Aluminium handles with integrated opening mechanism
- Versatile installation due to front ventilation
- Transport handles, front and at back
- Height-adjustable castors at back
- Height-adjustable feet at front, transport castors at back
- Reversible door hinging
- Replaceable door seal

**Fridge compartment**

- PowerCooling
- Comfort GlassLine storage shelf with bottle holder, egg tray
- 4 GlassLine storage shelves, of which one is divided into two parts
- Bottle shelf
- LED ceiling lighting
- 2 fruit and vegetable drawers on roller tracks



CN 4313



The **recessed handles** that run all the way up the doors offer ergonomic opening from virtually any position. These handles are great for handle-free kitchens.



◀60▶

CN 4313

No Frost

A++

Duo Cooling

Energy efficiency class: <A++<sup>1</sup>

Energy consumption year / 24 hrs: 240 / 0.655 kWh<sup>1</sup>

Total net capacity: 304 litre (Fridge: 209 litre / Freezer compartment: 95 litre)

Noise output: 42 dB(A)

Climate rating: SN-T (+10 °C to +43 °C)

Door / side walls: white / white

Exterior dimensions in cm (h / w / d): 186.1 / 60 / 65.5<sup>1</sup>

**Controls**

- MagicEye behind-the-door, key electronic
- Digital temperature display for fridge and freezer compartments
- Automatic SuperFrost, time-controlled
- Warning signal in case of fault: visual and acoustic
- Door alarm: acoustic
- Sabbath mode

**Fridge compartment**

- PowerCooling
- Plastic door shelves with bottle holder, egg tray, butter dish
- 4 GlassLine storage shelves
- Bottle shelf
- LED ceiling lighting
- 1 spacious fruit and vegetable drawer

**Freezer compartment** **\*\*\*\***

- 3 drawers, VarioSpace
- Ice cube tray
- Temperature rise time: 26 h
- Freezing capacity in 24 hrs: 9 kg

**Key features**

- HardLine
- Vertical recessed handles
- Versatile installation due to front ventilation
- Transport handles at back
- Height-adjustable feet at front
- Reversible door hinging
- Replaceable door seal

<sup>1</sup> To achieve the indicated energy consumption level, the wall spacers provided with the appliance must be used. These increase the appliance depth by approximately 3.5 cm and 1.5 cm at BluPerformance-appliances. If the wall spacers are not used, the appliance will remain fully functional, but will have a slightly higher energy consumption level.

You can find the full range of efficiency classes at page 3. According to (EU) 2017/1369 6a.



CNNo 4313

NoFrost fridge-freezers



◀60▶



◀60▶



◀60▶

CNNo 4313

No FrostA++Duo CoolingColour Line

Energy efficiency class: <A++> <sup>1</sup>
Energy consumption year/24 hrs: 240/0.655 kWh <sup>1</sup>
Total net capacity: 304 litre (Fridge: 209 litre/ Freezer compartment: 95 litre)
Noise output: 41 dB(A)
Climate rating: SN-T (+10 °C to +43 °C)
Door/side walls: NeonOrange/NeonOrange
Exterior dimensions in cm (h/w/d): 186.1/60/65.5 <sup>1</sup>

Controls

- MagicEye behind-the-door, key electronic
- Digital temperature display for fridge and freezer compartments
- Automatic SuperFrost, time-controlled
- Warning signal in case of fault: visual and acoustic
- Door alarm: acoustic
- Sabbath mode

Fridge compartment

- PowerCooling
- Plastic door shelves with bottle holder, egg tray
- 4 GlassLine storage shelves
- Bottle shelf
- LED ceiling lighting
- 1 spacious fruit and vegetable drawer

Freezer compartment

- 3 drawers, VarioSpace
- Ice cube tray
- Temperature rise time: 26 h
- Freezing capacity in 24 hrs: 9 kg

Key features

- HardLine
- Vertical recessed handles
- Versatile installation due to front ventilation
- Transport handles at back
- Height-adjustable feet at front
- Reversible door hinging
- Replaceable door seal

CNfb 4313

No FrostA++Duo CoolingColour Line

Energy efficiency class: <A++> <sup>1</sup>
Energy consumption year/24 hrs: 240/0.655 kWh <sup>1</sup>
Total net capacity: 304 litre (Fridge: 209 litre/ Freezer compartment: 95 litre)
Noise output: 41 dB(A)
Climate rating: SN-T (+10 °C to +43 °C)
Door/side walls: FrozenBlue/FrozenBlue
Exterior dimensions in cm (h/w/d): 186.1/60/65.5 <sup>1</sup>

Controls

- MagicEye behind-the-door, key electronic
- Digital temperature display for fridge and freezer compartments
- Automatic SuperFrost, time-controlled
- Warning signal in case of fault: visual and acoustic
- Door alarm: acoustic
- Sabbath mode

Fridge compartment

- PowerCooling
- Plastic door shelves with bottle holder, egg tray
- 4 GlassLine storage shelves
- Bottle shelf
- LED ceiling lighting
- 1 spacious fruit and vegetable drawer

Freezer compartment

- 3 drawers, VarioSpace
- Ice cube tray
- Temperature rise time: 26 h
- Freezing capacity in 24 hrs: 9 kg

Key features

- HardLine
- Vertical recessed handles
- Versatile installation due to front ventilation
- Transport handles at back
- Height-adjustable feet at front
- Reversible door hinging
- Replaceable door seal

CNkw 4313

No FrostA++Duo CoolingColour Line

Energy efficiency class: <A++> <sup>1</sup>
Energy consumption year/24 hrs: 240/0.655 kWh <sup>1</sup>
Total net capacity: 304 litre (Fridge: 209 litre/ Freezer compartment: 95 litre)
Noise output: 41 dB(A)
Climate rating: SN-T (+10 °C to +43 °C)
Door/side walls: KiwiGreen/KiwiGreen
Exterior dimensions in cm (h/w/d): 186.1/60/65.5 <sup>1</sup>

Controls

- MagicEye behind-the-door, key electronic
- Digital temperature display for fridge and freezer compartments
- Automatic SuperFrost, time-controlled
- Warning signal in case of fault: visual and acoustic
- Door alarm: acoustic
- Sabbath mode

Fridge compartment

- PowerCooling
- Plastic door shelves with bottle holder, egg tray
- 4 GlassLine storage shelves
- Bottle shelf
- LED ceiling lighting
- 1 spacious fruit and vegetable drawer

Freezer compartment

- 3 drawers, VarioSpace
- Ice cube tray
- Temperature rise time: 26 h
- Freezing capacity in 24 hrs: 9 kg

Key features

- HardLine
- Vertical recessed handles
- Versatile installation due to front ventilation
- Transport handles at back
- Height-adjustable feet at front
- Reversible door hinging
- Replaceable door seal

<sup>1</sup> To achieve the indicated energy consumption level, the wall spacers provided with the appliance must be used. These increase the appliance depth by approximately 3.5 cm. If the wall spacers are not used, the appliance will remain fully functional, but will have a slightly higher energy consumption level. You can find the full range of efficiency classes at page 3. According to (EU) 2017/1369 6a.



KBPgw 4354

### BioFresh fridges



GlassEdition appliances have a **recessed handle with integrated opening mechanism** to the side of the door casing, which provides convenient and easy door opening. Being flush integrated, as opposed to protruding forwards, this handle concept is perfect for contemporary, hand-free kitchens.



The useful **VarioSafe** makes it easy to view and organise a variety of stored items: it is the ideal place to store smaller packets, tubes and glass jars. The VarioSafe can also be inserted at a different height to accomodate different containers.



<b>KBPgb 4354</b> Premium	Bio Fresh	A+++ A-20%	Soft System	Soft Telescopic	Glass Edition
Energy efficiency class: <A+++ <sup>1</sup>					
Energy consumption year/24 hrs: 128/0.350 kWh <sup>1</sup>					
Total net capacity: 338 litre (Fridge: 314 litre including BioFresh compartment: 133 litre/Freezer compartment: 24 litre)					
Noise output: 37 dB(A)					
Climate rating: SN-T (+10 °C to +43 °C)					
Door / side walls: Glass front black / silver					
Exterior dimensions in cm (h/w/d): 185/60/68.5 <sup>1</sup>					

<b>Controls</b> <ul style="list-style-type: none"> <li>· 2.4" TFT-colour display behind-the-door, touch electronic</li> <li>· Digital temperature display for fridge and BioFresh compartments</li> <li>· Automatic SuperCool (time restricted)</li> <li>· Warning signal in case of fault: visual and acoustic</li> <li>· Door alarm: visual and acoustic</li> <li>· Sabbath mode</li> </ul>	<b>Freezer compartment</b> <b>****</b> <ul style="list-style-type: none"> <li>· Ice cube tray</li> <li>· Temperature rise time: 16 h</li> <li>· Freezing capacity in 24 hrs: 3 kg</li> </ul>
<b>Fridge and BioFresh compartments</b> <ul style="list-style-type: none"> <li>· PowerCooling with FreshAir activated charcoal filter</li> <li>· Premium GlassLine storage shelf with bottle holder, VarioBoxes, egg tray</li> <li>· 3 GlassLine storage shelves, of which one is divided into two parts</li> <li>· VarioSafe</li> <li>· Variable bottle shelf</li> <li>· LED light column on both sides</li> <li>· LED BioFresh lighting</li> <li>· LED rear wall lighting</li> <li>· 3 BioFresh-Safes with SoftTelescopic, of which 2 can be set variably to HydroSafe or DrySafe</li> </ul>	<b>Key features</b> <ul style="list-style-type: none"> <li>· HardLine</li> <li>· Recessed handle with integrated opening mechanism</li> <li>· Versatile installation due to front ventilation</li> <li>· Transport handles at back</li> <li>· Height-adjustable castors at back</li> <li>· Height-adjustable feet at front, transport castors at back</li> <li>· Reversible door hinging</li> <li>· Replaceable door seal</li> <li>· Concealed hinge with restricted opening</li> </ul>
<b>Colour / material options:</b> <b>KBPgw 4354</b> with Glass front white	

<sup>1</sup> To achieve the indicated energy consumption level, the wall spacers provided with the appliance must be used. These increase the appliance depth by approximately 1.5 cm. If the wall spacers are not used, the appliance will remain fully functional, but will have a slightly higher energy consumption level. You can find the full range of efficiency classes at page 3. According to (EU) 2017/1369 6a.

# Quality in every detail



You can freeze fresh food and store frozen food for long periods in appliances with the **4-star freezer compartment**. Temperatures of  $-18\text{ }^{\circ}\text{C}$  and lower ensure food is stored with all the vital vitamins and minerals preserved.



Ergonomically designed, the extra deep transparent **vegetable compartments** are easy-to-clean and provide ample storage for fruit and vegetables.



The distinctive **GlassLine** interior conveys build and finish quality. The shelves are made of safety glass. The split, slide-under glass shelf can be located at different heights as required.

The features shown are model dependent; look for these features in your model choice.



**TPesf 1714**  
Comfort

Energy efficiency class: **A++**<sup>1</sup>  
Energy consumption year / 24 hrs: 146 / 0.399 kWh<sup>1</sup>  
Total net capacity: 143 litre (Fridge: 125 litre / Freezer compartment: 18 litre)  
Noise output: 39 dB(A)  
Climate rating: SN-ST (+10 °C to +38 °C)  
Door / side walls: Stainless steel / silver  
Exterior dimensions in cm (h / w / d): 85 / 60.1 / 61<sup>1</sup>

**Controls**

- Mechanical control in the interior, control dial
- CoolPlus function

**Fridge compartment**

- Comfort GlassLine storage shelf with bottle holder, egg tray
- 2 GlassLine storage shelves, of which one is divided into two parts
- LED lighting
- 2 fruit and vegetable drawers

**Freezer compartment** \*\*\*\*

- Ice cube tray
- Temperature rise time: 10 h
- Freezing capacity in 24 hrs: 2 kg

**Key features**

- HardLine
- Stainless steel slimline door handle
- Under-worktop installation compatible due to front ventilation (exhaust ventilation via grills in worktop) and removable tabletop
- Height-adjustable feet at front
- Reversible door hinging

<sup>1</sup> To achieve the indicated energy consumption level, the wall spacers provided with the appliance must be used. These increase the appliance depth by approximately 3.5 cm. If the wall spacers are not used, the appliance will remain fully functional, but will have a slightly higher energy consumption level. You can find the full range of efficiency classes at page 3. According to (EU) 2017/1369 6a.



GTP 2356

## Chest freezers

# Quality in every detail



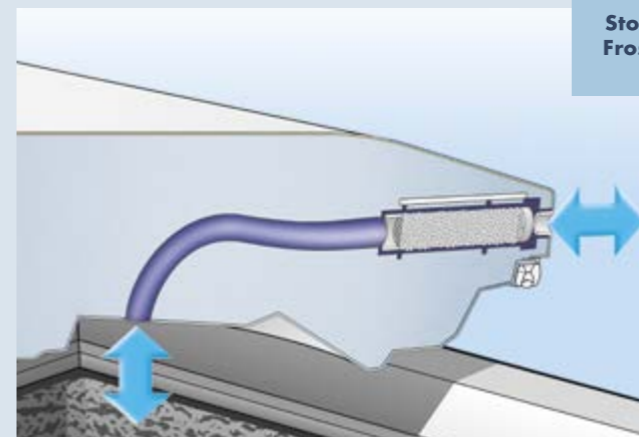
Soft  
System

Chest freezers in the premium range benefit from the **SoftSystem** closing mechanism, a convenient and desirable feature for everyday use. Integrated into the hinges on the freezer lid, SoftSystem allows the lid to close gently and prevents slamming.



Frost  
Protect

Due to their shape and size, many chest freezers are kept outside of the normal household environment so Liebherr has developed FrostProtect to enable these models to work in low ambient temperatures. All chest freezer models will work in **ambient temperatures as low as  $-15^{\circ}\text{C}$** .



Stop  
Frost

**StopFrost** prevents a vacuum from building up, ensuring the lid opens easily. Frosting over of the freezer and frozen food is reduced, which limits the number of times you need to defrost the freezer.



LED

The bright **LED interior light** allows a clear view of all your stored products even in low ambient lighting conditions.

The features shown are model dependent; look for these features in your model choice.

Chest freezers with StopFrost



GTP 2356

Premium

Stop Frost

A+++

LED

Soft System

Frost Protect

Energy efficiency class: <A+++
Energy consumption year / 24 hrs: 117 / 0.318 kWh
Total net capacity: 200 litre
Noise output: 38 dB(A)
Climate rating: SN-T (+10 °C to +43 °C)
Designed to operate in ambient temperatures as low as –15 °C
Door / side walls: white / white
Exterior dimensions in cm (h/w/d): 91.5 / 113.8 / 76

GTP 3156

Premium

Stop Frost

A+++

LED

Soft System

Frost Protect

Energy efficiency class: <A+++
Energy consumption year / 24 hrs: 137 / 0.373 kWh
Total net capacity: 276 litre
Noise output: 39 dB(A)
Climate rating: SN-T (+10 °C to +43 °C)
Designed to operate in ambient temperatures as low as –15 °C
Door / side walls: white / white
Exterior dimensions in cm (h/w/d): 91.5 / 129.4 / 76

GTP 3656

Premium

Stop Frost

A+++

LED

Soft System

Frost Protect

Energy efficiency class: <A+++
Energy consumption year / 24 hrs: 152 / 0.414 kWh
Total net capacity: 331 litre
Noise output: 39 dB(A)
Climate rating: SN-T (+10 °C to +43 °C)
Designed to operate in ambient temperatures as low as –15 °C
Door / side walls: white / white
Exterior dimensions in cm (h/w/d): 91.5 / 137.8 / 80.9

GTP 4656

Premium

Stop Frost

A+++

LED

Soft System

Frost Protect

Energy efficiency class: <A+++
Energy consumption year / 24 hrs: 175 / 0.478 kWh
Total net capacity: 419 litre
Noise output: 40 dB(A)
Climate rating: SN-T (+10 °C to +43 °C)
Designed to operate in ambient temperatures as low as –15 °C
Door / side walls: white / white
Exterior dimensions in cm (h/w/d): 91.5 / 165.3 / 80.9

Controls

· MagicEye in door handle, key electronic

· Digital temperature display

· Automatic SuperFrost, quantity-controlled

· Warning signal in case of fault: visual and acoustic

· Door alarm: acoustic

Freezer compartment

· Low vibration, low noise, easy-to-clean foam-embedded condenser

· LED lighting

· Temperature rise time: 68 h

· Freezing capacity in 24 hrs: 23 kg

· 1 cold storage accumulator

· Defrost drain

· Removable freezer tray as partition wall – can be used as a drip tray

· 3 Suspension baskets as standard, 7 retrofittable

Key features

· SwingDesign

· Ergonomically designed chest freezer handle

· Lock

Controls

· MagicEye in door handle, key electronic

· Digital temperature display

· Automatic SuperFrost, quantity-controlled

· Warning signal in case of fault: visual and acoustic

· Door alarm: acoustic

Freezer compartment

· Low vibration, low noise, easy-to-clean foam-embedded condenser

· LED lighting

· Temperature rise time: 58 h

· Freezing capacity in 24 hrs: 31 kg

· 1 cold storage accumulator

· Defrost drain

· Removable freezer tray as partition wall – can be used as a drip tray

· 3 Suspension baskets as standard, 7 retrofittable

Key features

· SwingDesign

· Ergonomically designed chest freezer handle

· Lock

Controls

· MagicEye in door handle, key electronic

· Digital temperature display

· Automatic SuperFrost, quantity-controlled

· Warning signal in case of fault: visual and acoustic

· Door alarm: acoustic

Freezer compartment

· Low vibration, low noise, easy-to-clean foam-embedded condenser

· LED lighting

· Temperature rise time: 65 h

· Freezing capacity in 24 hrs: 34 kg

· 1 cold storage accumulator

· Defrost drain

· Removable freezer tray as partition wall – can be used as a drip tray

· 5 Suspension baskets as standard, 8 retrofittable

Key features

· SwingDesign

· Ergonomically designed chest freezer handle

· Lock

Controls

· MagicEye in door handle, key electronic

· Digital temperature display

· Automatic SuperFrost, quantity-controlled

· Warning signal in case of fault: visual and acoustic

· Door alarm: acoustic

Freezer compartment

· Low vibration, low noise, easy-to-clean foam-embedded condenser

· LED lighting

· Temperature rise time: 74 h

· Freezing capacity in 24 hrs: 38 kg

· 1 cold storage accumulator

· Defrost drain

· Removable freezer tray as partition wall – can be used as a drip tray

· 6 Suspension baskets as standard, 10 retrofittable

Key features

· SwingDesign

· Ergonomically designed chest freezer handle

· Lock

You can find the full range of efficiency classes at page 3. According to (EU) 2017/1369 6a.



GPesf 1476

### Under counter freezer



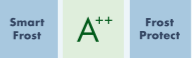
Attractively designed, the robust removable **transparent drawers** with an easy-to-clean interior provide ample storage and the best possible storage solution for frozen food.



The **slimline door handle** is aesthetically pleasing and ergonomically designed for ease of opening.



#### GPesf 1476 Premium



Energy efficiency class: <A++ <sup>1</sup>
Energy consumption year/24 hrs: 151/0.413 kWh <sup>1</sup>
Total net capacity: 103 litre
Noise output: 39 dB(A)
Climate rating: SN-T (+10 °C to +43 °C)
Designed to operate in ambient temperatures as low as -15 °C
Door / side walls: Stainless steel/silver
Exterior dimensions in cm (h/w/d): 85.1/60.2/61 <sup>1</sup>

#### Controls

- MagicEye on front, key electronic
- Digital temperature display
- Automatic SuperFrost, quantity-controlled
- Warning signal in case of fault: visual and acoustic

#### Freezer compartment \*\*\*\*

- 4 drawers, VarioSpace
- Temperature rise time: 24 h
- Freezing capacity in 24 hrs: 11 kg
- 2 cold storage accumulators
- Safety glass fittings

#### Key features

- HardLine
- Stainless steel slimline door handle
- Versatile installation due to front ventilation
- Height-adjustable feet at front
- Reversible door hinging

<sup>1</sup> To achieve the indicated energy consumption level, the wall spacers provided with the appliance must be used. These increase the appliance depth by approximately 3.5 cm. If the wall spacers are not used, the appliance will remain fully functional, but will have a slightly higher energy consumption level. You can find the full range of efficiency classes at page 3. According to (EU) 2017/1369 6a.

# Our wine cabinets: an overview



WTes 5872

**+5 °C to +20 °C**

**+5 °C to +20 °C**

**+5 °C to +20 °C**



## Vinidor range

The Vinidor range offers maximum flexibility with two or three separately controlled temperature zones. The temperature of these can be set independently between +5 °C and +20 °C. This means that red and white wines can be stored at their ideal serving temperatures in the same cabinet. These cabinets not only provide the ideal climate conditions for long-term storage of wine, but with differently sized zones and fully adjustable temperature controls, they are suitable for every wine collection.


**+5 °C to +20 °C**



## GrandCru and Vinothek range

Wine storage cabinets offer similar conditions to a wine cellar. This range facilitates the storage of red and white wines at the correct long term storage temperatures or individual serving temperatures. The temperature can be adjusted from +5 °C to +20 °C as appropriate, and is both even and constant throughout the entire appliance interior.

**+18 °C**



**+5 °C**



## Vinothek range

Multi-temperature wine cabinets from the Vinothek range offer versatile storage for different types of wine, each at its perfect drinking temperature. The innovative climate technology that we use creates a graduated temperature zone from up to +18 °C and down to +5 °C. In this way a variety of wines can be stored at the various correct serving temperatures.


# Quality in every detail



The electronic LCD display offers clear menu navigation and a **touch-electronic control system** provides bespoke storage conditions. The digital temperature display can be read from the outside of appliances with glass doors. The touch-electronic navigation ensures easy selection and use of the numerous control functions. The Vinidor 2 and 3 zone models feature an integrated door seal in the dividing shelf to maintain correct individual temperatures.



The Vinidor appliances are equipped with solid **wooden shelves mounted on telescopic rails**. The handcrafted shelves made from untreated wood are ideal for storing Bordeaux bottles safely, providing a clear view and easy access. The **clip-on labelling system** provides a quick and clear overview of your wine store.



LED

The **LED lighting** in the wine storage compartments can be dimmed to give a pleasing ambient light inside the appliance. All Vinidor appliances are equipped with no-heat LED lighting. The LED lighting system can be adjusted to activate during door openings or to be on continuously at various intensity settings (depending on model).



The **tinted safety glass** in Liebherr wine cabinets guarantees the essential UV protection for your fine wines. The practical aluminium **door handle**, with integrated opening mechanism, allows the door of the appliance to be opened conveniently with a minimum of effort.



The practical **presentation shelf** of the Vinidor models fulfills both bottle storage and bottle presentation functions. The bottles can be stored horizontally at the back of the interior.



Soft System

The **SoftSystem** feature provides added safety and convenience. Integrated within the door, the SoftSystem cushions movement when the door is closed. This SoftSystem ensures that the door closes gently even when fully loaded inside. The door automatically closes from an angle of approximately 45°.

The features shown are model dependent; look for these features in your model choice.

Wine storage cabinets Vinidor



WTes 5872

Vinidor

LED

Wine

Soft System

Telescopic Rails

Energy efficiency class: <A> <sup>2</sup>
Energy consumption year / 24 hrs: 180/0.493 kWh <sup>2</sup>
Max. Bordeaux bottles 0.75 l: 178 <sup>1</sup>
Net capacity: 496 litre
Noise output: 38 dB(A)
Climate rating: SN-ST (+10 °C to +38 °C)
Door / side walls: Glass door with stainless steel frame / stainless steel
Exterior dimensions in cm (h / w / d): 192 / 70 / 74.2 <sup>2</sup>

Controls

· LCD display in the interior, touch electronic

· Digital temperature display for 3 wine zones

· Warning signal in case of fault: visual and acoustic

· Door alarm: acoustic

· Child lock

Wine compartment

· 3 Temperature zones, which can set from +5 °C to +20 °C

· 3 independently controllable zones

· Convection cooling, Fresh air supply via FreshAir activated charcoal filter

· Humidity regulation via adjustable fan

· LED interior lighting permanently on, dimmable

· Beech wood fittings

· 13 Shelves, of which 10 set on telescopic rails, of which 1 is a presentation shelf

Key features

· HardLine

· Aluminium handle with integrated opening mechanism

· Reversible door hinging

· Replaceable door seal

· Concealed hinge with restricted opening

· Lock

WTes 5972

Vinidor

LED

Wine

Soft System

Telescopic Rails

Energy efficiency class: <A> <sup>2</sup>
Energy consumption year / 24 hrs: 182/0.498 kWh <sup>2</sup>
Max. Bordeaux bottles 0.75 l: 211 <sup>1</sup>
Net capacity: 516 litre
Noise output: 38 dB(A)
Climate rating: SN-ST (+10 °C to +38 °C)
Door / side walls: Glass door with stainless steel frame / stainless steel
Exterior dimensions in cm (h / w / d): 192 / 70 / 74.2 <sup>2</sup>

Controls

· LCD display in the interior, touch electronic

· Digital temperature display for both wine zones

· Warning signal in case of fault: visual and acoustic

· Door alarm: acoustic

· Child lock

Wine compartment

· 2 Temperature zones, which can set from +5 °C to +20 °C

· 2 independently controllable zones

· Convection cooling, Fresh air supply via FreshAir activated charcoal filter

· Humidity regulation via adjustable fan

· LED interior lighting permanently on, dimmable

· Beech wood fittings

· 10 Shelves, of which 8 set on telescopic rails, of which 1 is a presentation shelf

Key features

· HardLine

· Aluminium handle with integrated opening mechanism

· Reversible door hinging

· Replaceable door seal

· Concealed hinge with restricted opening

· Lock

WTpes 5972

Vinidor

LED

Wine

Telescopic Rails

Energy efficiency class: <A> <sup>2</sup>
Energy consumption year / 24 hrs: 182/0.498 kWh <sup>2</sup>
Max. Bordeaux bottles 0.75 l: 155 <sup>1</sup>
Net capacity: 516 litre
Noise output: 38 dB(A)
Climate rating: SN-ST (+10 °C to +38 °C)
Door / side walls: Glass door with stainless steel frame / stainless steel
Exterior dimensions in cm (h / w / d): 192 / 70 / 74.2 <sup>2</sup>

Controls

· LCD display in the interior, touch electronic

· Digital temperature display for both wine zones

· Warning signal in case of fault: visual and acoustic

· Door alarm: acoustic

· Child lock

Wine compartment

· 2 Temperature zones, which can set from +5 °C to +20 °C

· 2 independently controllable zones

· Convection cooling, Fresh air supply via FreshAir activated charcoal filter

· Humidity regulation via adjustable fan

· LED interior lighting permanently on, dimmable

· Beech wood fittings

· 6 Shelves, of which 5 set on telescopic rails, of which 2 are pull-out baskets

Key features

· HardLine

· Stainless steel slimline door handle

· Reversible door hinging

· Replaceable door seal

· Lock

Wine storage cabinet GrandCru



WTes 1672

Vinidor

LED

Wine

Telescopic Rails

Energy efficiency class: <A>
Energy consumption year / 24 hrs: 137 / 0.375 kWh
Max. Bordeaux bottles 0.75 l: 34 <sup>1</sup>
Net capacity: 95 litre
Noise output: 38 dB(A)
Climate rating: SN-ST (+10 °C to +38 °C)
Door / side walls: Glass door with stainless steel frame / stainless steel
Exterior dimensions in cm (h / w / d): 82.2 / 59.8 / 57.5

Controls

· MagicEye in the interior, touch electronic

· Digital temperature display for both wine zones

· Warning signal in case of fault: visual and acoustic

· Door alarm: acoustic

· Child lock

Wine compartment

· 2 Temperature zones, which can set from +5 °C to +20 °C

· 2 independently controllable zones

· Convection cooling, Fresh air supply via FreshAir activated charcoal filter

· Humidity regulation via adjustable fan

· LED interior lighting permanently on, dimmable

· Beech wood fittings

· 5 Shelves, of which 3 set on telescopic rails

Key features

· HardLine

· Aluminium handle

· Reversible door hinging

· Replaceable door seal

· Lock

WKes 4552

GrandCru

A+

LED

Wine

Energy efficiency class: <A>
Energy consumption year / 24 hrs: 133 / 0.364 kWh
Max. Bordeaux bottles 0.75 l: 201 <sup>1</sup>
Net capacity: 435 litre
Noise output: 41 dB(A)
Climate rating: SN-ST (+10 °C to +38 °C)
Door / side walls: Glass door with stainless steel frame / stainless steel
Exterior dimensions in cm (h / w / d): 165 / 70 / 74.2

Controls

· MagicEye in the interior, key electronic

· Digital temperature display

· Warning signal in case of fault: visual and acoustic

· Door alarm: acoustic

· Child lock

Wine compartment

· 1 Temperature zone, which can set from +5 °C to +20 °C

· Convection cooling, Fresh air supply via FreshAir activated charcoal filter

· Humidity regulation via adjustable fan

· LED interior lighting permanently on

· Adjustable Beech wood fittings

· 6 Shelves

Key features

· HardLine

· Aluminium handle with integrated opening mechanism

· Reversible door hinging

· Replaceable door seal

· Lock

<sup>1</sup> These models are only bound for storing wine. Maximum DIN norm bordeaux bottles capacity (0.75 l) as per norm NF H 35-124 (H: 300.5 mm, Ø 76.1 mm). You can find the full range of efficiency classes at page 3. According to (EU) 2017/1369 6a.

<sup>2</sup> To achieve the indicated energy consumption level, the wall spacers provided with the appliance must be used. These increase the appliance depth by approximately 3.5 cm. If the wall spacers are not used, the appliance will remain fully functional, but will have a slightly higher energy consumption level.

Wine storage cabinets Vinothek



WKb 4212

Vinothek

Wine

Energy efficiency class: <A>
Energy consumption year / 24 hrs: 168 / 0.458 kWh
Max. Bordeaux bottles 0.75 l: 200 <sup>1</sup>
Net capacity: 395 litre
Noise output: 41 dB(A)
Climate rating: SN-ST (+10 °C to +38 °C)
Door / side walls: Glass door, frame black / black
Exterior dimensions in cm (h / w / d): 165 / 60 / 73.9

Controls

- MagicEye on front, key electronic
- Digital temperature display
- Warning signal in case of fault: visual and acoustic
- Door alarm: acoustic
- Child lock

Wine compartment

- 1 Temperature zone, which can set from +5 °C to +20 °C
- Convection cooling, Fresh air supply via FreshAir activated charcoal filter
- Humidity regulation via adjustable fan
- Interior lighting permanently on
- Adjustable Beech wood fittings
- 6 Shelves

Key features

- HardLine
- Ergonomically designed slimline handle, black
- Reversible door hinging
- Replaceable door seal

WKb 3212

Vinothek

Wine

Energy efficiency class: <A>
Energy consumption year / 24 hrs: 161 / 0.441 kWh
Max. Bordeaux bottles 0.75 l: 164 <sup>1</sup>
Net capacity: 309 litre
Noise output: 39 dB(A)
Climate rating: SN-ST (+10 °C to +38 °C)
Door / side walls: Glass door, frame black / black
Exterior dimensions in cm (h / w / d): 135 / 60 / 73.9

Controls

- MagicEye on front, key electronic
- Digital temperature display
- Warning signal in case of fault: visual and acoustic
- Door alarm: acoustic
- Child lock

Wine compartment

- 1 Temperature zone, which can set from +5 °C to +20 °C
- Convection cooling, Fresh air supply via FreshAir activated charcoal filter
- Humidity regulation via adjustable fan
- Interior lighting permanently on
- Adjustable Beech wood fittings
- 4 Shelves

Key features

- HardLine
- Ergonomically designed slimline handle, black
- Reversible door hinging
- Replaceable door seal

WKb 1812

Vinothek

A<sup>+</sup>

Wine

Energy efficiency class: <A>
Energy consumption year / 24 hrs: 113 / 0.307 kWh
Max. Bordeaux bottles 0.75 l: 66 <sup>1</sup>
Net capacity: 134 litre
Noise output: 38 dB(A)
Climate rating: SN-ST (+10 °C to +38 °C)
Door / side walls: Glass door, frame black / black
Exterior dimensions in cm (h / w / d): 89 / 60 / 61.3

Controls

- MagicEye on front, key electronic
- Digital temperature display
- Warning signal in case of fault: visual and acoustic
- Door alarm: acoustic
- Child lock

Wine compartment

- 1 Temperature zone, which can set from +5 °C to +20 °C
- Convection cooling, Fresh air supply via FreshAir activated charcoal filter
- Humidity regulation via adjustable fan
- Interior lighting permanently on
- Adjustable Galvanised grid shelves
- 3 Shelves

Key features

- HardLine
- Ergonomically designed slimline handle, black
- Reversible door hinging
- Replaceable door seal

<sup>1</sup> These models are only bound for storing wine. Maximum DIN norm bordeaux bottles capacity (0.75 l) as per norm NF H 35-124 (H: 300.5 mm, Ø 76.1 mm).

Multi-temperature wine cabinet Vinothek



The wine cabinets are equipped with an accurate **electronic control system** and digital temperature display. These appliances incorporate a special climate control system that can layer the temperatures. In the upper zone, for example, red wine can be kept at +16 °C to +18 °C while the lower zone is set at an ambient temperature of +5 °C to +7 °C.



**Ideal humidity via lava stone.** The humidity in the Vinothek models can be increased by using lava stone.

You can find the full range of efficiency classes at page 3. According to (EU) 2017/1369 6a.

WTb 4212

Vinothek

Wine

Energy efficiency class: <A>
Energy consumption year / 24 hrs: 168 / 0.460 kWh
Max. Bordeaux bottles 0.75 l: 200 <sup>1</sup>
Net capacity: 395 litre
Noise output: 41 dB(A)
Climate rating: SN-ST (+10 °C to +38 °C)
Door / side walls: Glass door, frame black / black
Exterior dimensions in cm (h / w / d): 165 / 60 / 73.9

Controls

- MagicEye on front, key electronic
- Digital temperature display
- Warning signal in case of fault: visual and acoustic
- Door alarm: acoustic
- Child lock

Wine compartment

- 6 Targeted temperature layers ranging from +5 °C to +18 °C
- Fresh air supply via FreshAir activated charcoal filter
- Humidity regulation via lava stones
- Interior lighting permanently on
- Adjustable Beech wood fittings
- 6 Shelves

Key features

- HardLine
- Ergonomically designed slimline handle, black
- Reversible door hinging
- Replaceable door seal



WKes 653

Design & Lifestyle



WKes 653

GrandCru

A++

LED

Wine

Smart Steel

Energy efficiency class: <A++
Energy consumption year / 24 hrs: 75 / 0.205 kWh
Max. Bordeaux bottles 0.75 l: 12 <sup>1</sup>
Net capacity: 38 litre
Noise output: 40 dB(A)
Climate rating: SN (+10 °C to +32 °C)
Door / side walls: Glass door with stainless steel frame and SmartSteel / stainless steel with SmartSteel
Exterior dimensions in cm (h / w / d): 61.2 / 42.5 / 47.8

Controls

· LCD display in the interior, touch electronic

· Digital temperature display

· Warning signal in case of fault: visual and acoustic

· Door alarm: acoustic

· Child lock

Wine compartment

· 1 Temperature zone, which can set from +5 °C to +20 °C

· Convection cooling, Fresh air supply via FreshAir activated charcoal filter

· Humidity regulation via adjustable fan

· LED interior lighting permanently on, dimmable

· Beech wood fittings

· 3 Shelves

· Utensil drawer

Key features

· HardLine

· Suitable for wall mounting

· Fixed door hinge, right

· Replaceable door seal

· Lock

ZKes 453

Humidor

LED

Cigar

Smart Steel

Energy consumption year / 24 hrs: 162 / 0.443 kWh
Net capacity: 39 litre
Noise output: 40 dB(A)
Climate rating: N (+16 °C to +32 °C)
Door / side walls: Glass door with stainless steel frame and SmartSteel / stainless steel with SmartSteel
Exterior dimensions in cm (h / w / d): 61.2 / 42.5 / 47.8

Controls

· LCD display in the interior, touch electronic

· Digital display of temperature and humidity

· Warning signal in case of fault: visual and acoustic

· Door alarm: acoustic

· Child lock

Humidor

· 1 Temperature zone, which can set from +16 °C to +20 °C

· Humidity range, adjustable between 68 % to 75 %

· Convection cooling, Fresh air supply via FreshAir activated charcoal filter

· Humidity regulation via adjustable fan

· LED interior lighting permanently on, dimmable

· Spanish cedar wood fittings

· 2 Shelves

Key features

· HardLine

· Suitable for wall mounting

· Fixed door hinge, right

· 2 presentation boxes

· Replaceable door seal

· Lock

<sup>1</sup> These models are only bound for storing wine. Maximum DIN norm bordeaux bottles capacity (0.75 l) as per norm NF H 35-124 (H: 300.5 mm, Ø 76.1 mm). You can find the full range of efficiency classes at page 3. According to (EU) 2017/1369 6a.

# Quality in every detail



Bio  
Fresh

**BioFresh** guarantees the perfect temperature for much longer freshness. At a temperature of just over 0 °C and with the ideal humidity, fresh food can keep its appetising appearance and retain healthy vitamins and minerals for considerably longer than in a normal fridge compartment. While the DrySafe is particularly suitable for storing meat, fish and dairy products, the high humidity in the Fruit & Vegetable-Safe can prevent fruit and vegetables from drying out and helps preserve stored goods for an even longer period. By adjusting to low humidity, the Fruit & Vegetable-Safe can also be used as an additional DrySafe.



Liebherr's practical **FlexSystem** for BioFresh drawers and BioCool-Boxes provides flexible, organised and clear food storage. For example, fruit and vegetables can be kept clearly separated or foods can be stored according to their use-by date. All components of the sturdy FlexSystem are easy to clean and dishwasher safe.



Bio  
Cool

The **BioCool-Box** allows regulation of the humidity level within the fridge compartment so that food keeps fresh for longer. It is convenient to use and it ensures that stored food is clearly visible.

The features shown are model dependent; look for these features in your model choice.

## Side by Side

Individually mix and match food and wine storage centre: fridge (IKP 1660), NoFrost freezer (IGN 1664), multi-temperature wine cabinet (EWTdf 1653) and full BioFresh fridge (SIBP 1650).

For more information about the Side-by-Side concept see pages 60–61.

# Creating an individually designed Food and Wine Centre

**Side by Side**

Liebherr appliances designed for incorporation into our Side-by-Side food centres feature an integrated heating system in their ceiling and/or side walls. This heating prevents condensation forming between appliances running at 0 °C and colder – especially if there is a large temperature differential, as with a fridge and freezer.

Different Liebherr appliances can be combined in the food and wine storage (horizontally and vertically) without problems, with both the appliances and kitchen furniture being fully protected against condensation.



## Freezer with heated ceiling

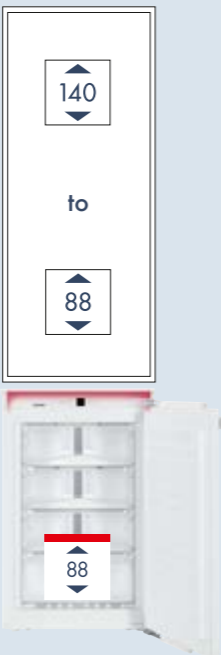
This allows freezers (niche height: 88 cm) to be vertically combined with a refrigerator or wine cabinet of any niche height.



IGN 1664



Example combination:  
Fridge IKB 2760 +  
Freezer IGN 1664



## Heated side walls on both sides


The heated side walls on under-worktop appliances with side wall heating enable appliances to be positioned Side-by-Side and, in the case of SIGN freezers with niche heights of 140 and 178 cm, even in any niche height.



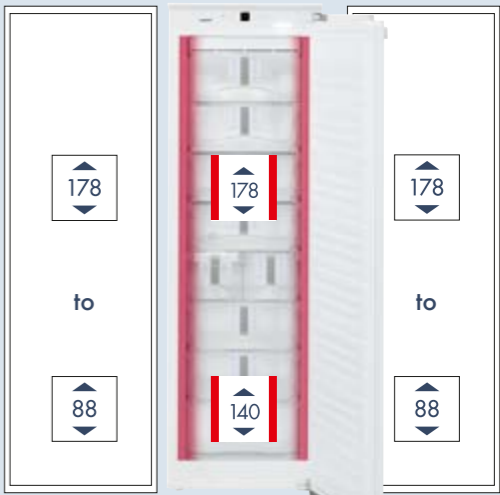
SUIGN 1554  
SUIG 1514

SIGN 2756

SIGN 3556  
SIGN 3576



Example combination:  
BioFresh fridge IKB 3560 +  
Freezer SIGN 3576 +  
Wine cabinet EWTdf 3553



## Heated ceiling and side walls

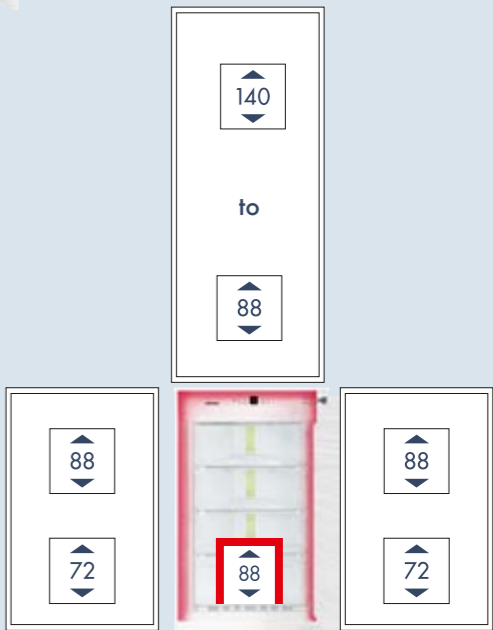
These allow the full-space BioFresh SIBP 1650 refrigerator to be combined vertically with appliances of any niche height. Combinations up to a niche height of 178 cm are possible on both sides.



SIBP 1650



Example combination:  
Fridge IKB 1660 +  
Wine cabinet EWTdf 1653 +  
Freezer IGN 1664 +  
Full-space BioFresh fridge SIBP 1650



Built-in fridge-freezers



ECBN 6156 variant -001 right hand hinge, fixed  
ECBN 6156 variant -617 left hand hinge, fixed



ECBN 5066 variant -001 right hand hinge, fixed  
ECBN 5066 variant -617 left hand hinge, fixed

ECBN 6256  
PremiumPlus

Bio Fresh

No Frost

A++

Duo Cooling

Ice Maker

Soft System

Door-on-door/built-in appliance for integrated use
Energy efficiency class: <A>
Energy consumption year/24 hrs: 322/0.881 kWh
Total net capacity: 471 litre (Fridge: 357 litre including BioFresh compartment: 68 litre / Freezer compartment: 114 litre)
Noise output: 42 dB(A)
Climate rating: SN-T (+10 °C to +43 °C)
Aperture dimensions in cm (h/w/d): 203.2 - 207.2/91.5/at least 62.5
Special fitting depth see installation diagram

Controls

- MagicEye behind-the-door, touch electronic
- Digital temperature display for fridge and freezer compartments
- Automatic SuperCool
- Automatic SuperFrost, quantity-controlled
- Warning signal in case of fault: visual and acoustic
- Door alarm: acoustic
- Sabbath mode

Freezer compartment \*\*\*\*

- 2 drawers on telescopic rails, self-retracting
- IceMaker with fixed 3/4" water connection
- Ice cube production in 24 hrs: 1.3 kg
- Ice cube reservoir: 2.7 kg
- LED lighting
- Temperature rise time: 40 h
- Freezing capacity in 24 hrs: 11 kg

Key features

- Height-adjustable feet at front and back
- Door hinge left fixed/right fixed
- Replaceable door seal

Fridge and BioFresh compartments

- PowerCooling
- Premium GlassLine storage shelf with bottle holder, egg tray
- 3 GlassLine storage shelves
- Variable use bottle trays
- LED light column on both sides and LED ceiling lighting
- LED BioFresh lighting
- 2 BioFresh-Safes on telescopic rails set variably to either HydroSafe or DrySafe

ECBN 6156  
PremiumPlus

Bio Fresh

No Frost

A+

Duo Cooling

Ice Maker

Door-on-door/built-in appliance for integrated use
Energy efficiency class: <A>
Energy consumption year/24 hrs: 410/1.121 kWh
Total net capacity: 471 litre (Fridge: 357 litre including BioFresh compartment: 68 litre / Freezer compartment: 114 litre)
Noise output: 42 dB(A)
Climate rating: SN-T (+10 °C to +43 °C)
Aperture dimensions in cm (h/w/d): 203.2 - 207.2/91.5/at least 62.5
Special fitting depth see installation diagram

Controls

- MagicEye behind-the-door, touch electronic
- Digital temperature display for fridge and freezer compartments
- Automatic SuperCool
- Automatic SuperFrost, quantity-controlled
- Warning signal in case of fault: visual and acoustic
- Door alarm: acoustic
- Sabbath mode

Freezer compartment \*\*\*\*

- 2 drawers on telescopic rails, self-retracting
- IceMaker with fixed 3/4" water connection
- Ice cube production in 24 hrs: 1.3 kg
- Ice cube reservoir: 2.7 kg
- LED lighting
- Temperature rise time: 40 h
- Freezing capacity in 24 hrs: 11 kg

Key features

- Height-adjustable feet at front and back
- Replaceable door seal
- Choose from left (617) or right (001) hand hinge, fixed

Fridge and BioFresh compartments

- PowerCooling
- Premium GlassLine storage shelf with bottle holder, egg tray
- 3 GlassLine storage shelves
- Variable use bottle trays
- LED light column on both sides and LED ceiling lighting
- LED BioFresh lighting
- 2 BioFresh-Safes on telescopic rails set variably to either HydroSafe or DrySafe

ECBN 5066  
PremiumPlus

Bio Fresh

No Frost

A++

Duo Cooling

Ice Maker

Door-on-door/built-in appliance for integrated use
Energy efficiency class: <A>
Energy consumption year/24 hrs: 287/0.785 kWh
Total net capacity: 379 litre (Fridge: 276 litre including BioFresh compartment: 57 litre / Freezer compartment: 103 litre)
Noise output: 42 dB(A)
Climate rating: SN-T (+10 °C to +43 °C)
Aperture dimensions in cm (h/w/d): 203.2 - 207.2/76.2/at least 61
Special fitting depth see installation diagram

Controls

- MagicEye behind-the-door, touch electronic
- Digital temperature display for fridge and freezer compartments
- Automatic SuperCool
- Automatic SuperFrost, quantity-controlled
- Warning signal in case of fault: visual and acoustic
- Door alarm: acoustic
- Sabbath mode

Freezer compartment \*\*\*\*

- 2 drawers on telescopic rails, self-retracting
- IceMaker with fixed 3/4" water connection
- Ice cube production in 24 hrs: 1.0 kg
- Ice cube reservoir: 2.7 kg
- LED lighting
- Temperature rise time: 30 h
- Freezing capacity in 24 hrs: 12 kg

Key features

- Height-adjustable feet at front and back
- Replaceable door seal
- Choose from left (617) or right (001) hand hinge, fixed

Fridge and BioFresh compartments

- PowerCooling
- Premium GlassLine storage shelf with bottle holder, egg tray
- 3 GlassLine storage shelves, of which one is divided into two parts
- Variable bottle shelf
- LED light column on both sides
- LED BioFresh lighting
- 2 BioFresh-Safes on telescopic rails set variably to either HydroSafe or DrySafe

You can find the full range of efficiency classes at page 3. According to (EU) 2017/1369 6a.



No Frost



178



178



178

The **NoFrost** system from Liebherr provides rapid, fan-assisted, frost-free freezing for the safe, longterm storage of food. The NoFrost technology creates a much larger storage capacity and keeps the freezer constantly frost-free.



For more about NoFrost, please visit: [nofrost.liebherr.com/en/](http://nofrost.liebherr.com/en/)

<b>ICBN 3386</b> Premium	Bio Fresh	No Frost	A++	Duo Cooling	Ice Maker	Soft System	Soft Telescopic
Door-on-door/built-in appliance for integrated use							
Energy efficiency class: <b>&lt;A+</b>							
Energy consumption year/24 hrs: 232/0.633 kWh							
Total net capacity: 233 litre (Fridge: 176 litre including BioFresh compartment: 67 litre / Freezer compartment: 57 litre)							
Noise output: 38 dB(A)							
Climate rating: SN-ST (+10 °C to +38 °C)							
Aperture dimensions in cm (h/w/d): 177.2 - 178.8/56 - 57 / at least 55							

<b>Controls</b> <ul style="list-style-type: none"><li>· MagicEye behind-the-door, touch electronic</li><li>· Digital temperature display for fridge and freezer compartments</li><li>· Automatic SuperCool</li><li>· Automatic SuperFrost, quantity-controlled</li><li>· Warning signal in case of fault: visual and acoustic</li><li>· Door alarm: acoustic</li></ul>	<b>Freezer compartment</b> <b>****</b> <ul style="list-style-type: none"><li>· 4 drawers, of which 1 set on roller tracks, VarioSpace</li><li>· IceMaker with fixed 3/4" water connection</li><li>· Ice cube production in 24 hrs: 0.8 kg</li><li>· Ice cube reservoir: 1.0 kg</li><li>· LED lighting</li><li>· Temperature rise time: 14 h</li><li>· Freezing capacity in 24 hrs: 10 kg</li><li>· 2 cold storage accumulators</li><li>· Safety glass fittings</li></ul>
<b>Fridge and BioFresh compartments</b> <ul style="list-style-type: none"><li>· PowerCooling</li><li>· Premium GlassLine storage shelf with bottle holder, removable VarioBoxes, adjustable egg tray, butter dish</li><li>· 3 GlassLine storage shelves, of which one is divided into two parts</li><li>· Variable bottle shelf</li><li>· LED light column on both sides</li><li>· LED BioFresh lighting</li><li>· 2 BioFresh-Safes with SoftTelescopic, of which 1 can be set variably to Fruit &amp; Vegetable-Safe or DrySafe, 1 FlexSystem</li></ul>	<b>Key features</b> <ul style="list-style-type: none"><li>· Height-adjustable feet at front</li><li>· Reversible door hinging</li></ul>

The **plumbed-in IceMaker** provides high-quality ice cubes. The two drawers hold all the ice you need for any occasion. The IceMaker, which you can switch off at any time, automatically keeps your supplies topped up.

<b>ICN 3376</b> Premium	Bio Cool	No Frost	A++	Duo Cooling	Soft System
Door-on-door/built-in appliance for integrated use					
Energy efficiency class: <b>&lt;A+</b>					
Energy consumption year/24 hrs: 230/0.628 kWh					
Total net capacity: 255 litre (Fridge: 193 litre / Freezer compartment: 62 litre)					
Noise output: 38 dB(A)					
Climate rating: SN-T (+10 °C to +43 °C)					
Aperture dimensions in cm (h/w/d): 177.2 - 178.8/56 - 57 / at least 55					

<b>Controls</b> <ul style="list-style-type: none"><li>· MagicEye behind-the-door, touch electronic</li><li>· Digital temperature display for fridge and freezer compartments</li><li>· Automatic SuperCool</li><li>· Automatic SuperFrost, quantity-controlled</li><li>· Warning signal in case of fault: visual and acoustic</li><li>· Door alarm: acoustic</li></ul>	<b>Freezer compartment</b> <b>****</b> <ul style="list-style-type: none"><li>· 3 drawers, of which 2 set on roller tracks, VarioSpace</li><li>· Ice cube tray with lid</li><li>· LED lighting</li><li>· Temperature rise time: 15 h</li><li>· Freezing capacity in 24 hrs: 10 kg</li><li>· 2 cold storage accumulators</li><li>· Safety glass fittings</li></ul>
<b>Fridge and BioCool compartments</b> <ul style="list-style-type: none"><li>· PowerCooling</li><li>· Premium GlassLine storage shelf with bottle holder, removable VarioBoxes, adjustable egg tray, butter dish</li><li>· 5 GlassLine storage shelves, of which one is divided into two parts</li><li>· VarioSafe</li><li>· LED light column left</li><li>· 1 BioCool-Box on telescopic rails with LED lighting</li></ul>	<b>Key features</b> <ul style="list-style-type: none"><li>· Height-adjustable feet at front</li><li>· Reversible door hinging</li></ul>

<b>ICN 3366</b> Premium	No Frost	A++	Duo Cooling	Ice Maker	Soft System
Door-on-door/built-in appliance for integrated use					
Energy efficiency class: <b>&lt;A+</b>					
Energy consumption year/24 hrs: 225/0.615 kWh					
Total net capacity: 248 litre (Fridge: 191 litre / Freezer compartment: 57 litre)					
Noise output: 38 dB(A)					
Climate rating: SN-T (+10 °C to +43 °C)					
Aperture dimensions in cm (h/w/d): 177.2 - 178.8/56 - 57 / at least 55					

<b>Controls</b> <ul style="list-style-type: none"><li>· MagicEye behind-the-door, touch electronic</li><li>· Digital temperature display for fridge and freezer compartments</li><li>· Automatic SuperCool</li><li>· Automatic SuperFrost, quantity-controlled</li><li>· Warning signal in case of fault: visual and acoustic</li><li>· Door alarm: acoustic</li></ul>	<b>Freezer compartment</b> <b>****</b> <ul style="list-style-type: none"><li>· 4 drawers, VarioSpace</li><li>· IceMaker with water tank</li><li>· Ice cube production in 24 hrs: 0.8 kg</li><li>· Ice cube reservoir: 1.0 kg</li><li>· LED lighting</li><li>· Temperature rise time: 14 h</li><li>· Freezing capacity in 24 hrs: 10 kg</li><li>· 2 cold storage accumulators</li><li>· Safety glass fittings</li></ul>
<b>Fridge compartment</b> <ul style="list-style-type: none"><li>· PowerCooling</li><li>· Premium GlassLine storage shelf with bottle holder, VarioBoxes, egg tray</li><li>· 5 GlassLine storage shelves, of which one is divided into two parts</li><li>· LED light column left</li><li>· 1 spacious fruit and vegetable drawer on telescopic rails with LED lighting</li></ul>	<b>Key features</b> <ul style="list-style-type: none"><li>· Height-adjustable feet at front</li><li>· Reversible door hinging</li></ul>

You can find the full range of efficiency classes at page 3. According to (EU) 2017/1369 6a.



IKB 3560

Built-in fridges



178



140

<div><div>IKB 3560</div><div>Premium</div><div>Bio Fresh</div><div>A++</div><div>Soft System</div><div>Soft Telescopic</div></div> <div><div>Door-on-door/built-in appliance for integrated use</div><div>Energy efficiency class: &lt;A+&gt;</div><div>Energy consumption year/24 hrs: 133/0.363 kWh</div><div>Total net capacity: 301 litre (Fridge: 301 litre including BioFresh compartment: 90 litre)</div><div>Noise output: 37 dB(A)</div><div>Climate rating: SN-T (+10 °C to +43 °C)</div><div>Aperture dimensions in cm (h/w/d): 177.2 - 178.8/56 - 57 /at least 55</div></div> <div><div>Controls</div><div><div>· MagicEye behind-the-door, touch electronic</div><div>· Digital temperature display for fridge compartment</div><div>· Automatic SuperCool</div><div>· Door alarm: acoustic</div></div></div> <div><div>Fridge and BioFresh compartments</div><div><div>· PowerCooling</div><div>· Premium GlassLine storage shelf with bottle holder, removable VarioBoxes, adjustable egg tray, butter dish</div><div>· 6 GlassLine storage shelves, of which one is divided into two parts</div><div>· VarioSafe</div><div>· Variable bottle shelf</div><div>· LED light column on both sides</div><div>· LED BioFresh lighting</div><div>· 3 BioFresh-Safes with SoftTelescopic, of which 2 can be set variably to Fruit &amp; Vegetable-Safe or DrySafe, 1 FlexSystem</div></div></div> <div><div>Key features</div><div><div>· Height-adjustable feet at front</div><div>· Reversible door hinging</div></div></div>	<div><div>IKB 2760</div><div>Premium</div><div>Bio Fresh</div><div>A++</div><div>Soft System</div><div>Soft Telescopic</div></div> <div><div>Door-on-door/built-in appliance for integrated use</div><div>Energy efficiency class: &lt;A+&gt;</div><div>Energy consumption year/24 hrs: 124/0.339 kWh</div><div>Total net capacity: 230 litre (Fridge: 230 litre including BioFresh compartment: 59 litre)</div><div>Noise output: 37 dB(A)</div><div>Climate rating: SN-T (+10 °C to +43 °C)</div><div>Aperture dimensions in cm (h/w/d): 139.7 - 141.3/56 - 57 /at least 55</div></div> <div><div>Controls</div><div><div>· MagicEye behind-the-door, touch electronic</div><div>· Digital temperature display for fridge compartment</div><div>· Automatic SuperCool</div><div>· Door alarm: acoustic</div></div></div> <div><div>Fridge and BioFresh compartments</div><div><div>· PowerCooling</div><div>· Premium GlassLine storage shelf with bottle holder, removable VarioBoxes, adjustable egg tray, butter dish</div><div>· 4 GlassLine storage shelves, of which one is divided into two parts</div><div>· VarioSafe</div><div>· Variable bottle shelf</div><div>· LED light column on both sides</div><div>· LED BioFresh lighting</div><div>· 2 BioFresh-Safes with SoftTelescopic, of which 1 can be set variably to Fruit &amp; Vegetable-Safe or DrySafe, 1 FlexSystem</div></div></div> <div><div>Key features</div><div><div>· Height-adjustable feet at front</div><div>· Reversible door hinging</div></div></div>
---	---

You can find the full range of efficiency classes at page 3. According to (EU) 2017/1369 6a.



Side  
by  
Side

The mix and match food storage centre concept: full BioFresh fridge (SIBP 1650) underneath and fridge (IKP 1660) on top.

For more information about the Side-by-Side concept see pages 60 –61.

### Built-in fridges



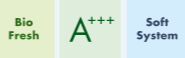
Side  
by  
Side

88



88

#### SIBP 1650 Premium



Door-on-door/built-in appliance for integrated use  
Energy efficiency class: <A+++  
Energy consumption year/24 hrs: 73/0.198 kWh  
Total net capacity: 84 litre  
Noise output: 37 dB(A)  
Climate rating: SN-T (+10 °C to +43 °C)  
Aperture dimensions in cm (h/w/d): 87.4 - 89/56 - 57 / at least 55

#### Controls

- MagicEye behind-the-door, key electronic
- Digital temperature display
- Warning signal in case of fault: visual and acoustic
- Door alarm: acoustic

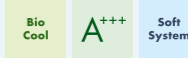
#### BioFresh compartment

- PowerCooling
- 4 BioFresh-Safes, of which 3 on roller tracks, 1 FlexSystem
- Cabinet can be adjusted from HydroSafe to DrySafe

#### Key features

- Side wall and ceiling heating for Side-by-Side concept
- Height-adjustable feet at front
- Reversible door hinging

#### IKP 1660 Premium



Door-on-door/built-in appliance for integrated use  
Energy efficiency class: <A+++  
Energy consumption year/24 hrs: 65/0.177 kWh  
Total net capacity: 151 litre  
Noise output: 34 dB(A)  
Climate rating: SN-T (+10 °C to +43 °C)  
Aperture dimensions in cm (h/w/d): 87.4 - 89/56 - 57 / at least 55

#### Controls

- MagicEye behind-the-door, touch electronic
- Digital temperature display
- Automatic SuperCool
- Door alarm: acoustic

#### Fridge and BioCool compartments

- Premium GlassLine storage shelf with bottle holder, removable VarioBoxes, adjustable egg tray, butter dish
- 4 GlassLine storage shelves, of which one is divided into two parts
- LED light column left
- 2 BioCool-Boxes

#### Key features

- Height-adjustable feet at front
- Reversible door hinging

You can find the full range of efficiency classes at page 3. According to (EU) 2017/1369 6a.

# Quality in every detail

Side  
by  
Side



The **Side-by-Side** concept makes it possible to position fridges, freezers and wine cabinets to suit your needs. Special technology for controlling balancing the environment between appliances with major temperature differences enables numerous combinations. More information see page 60 – 61.

No  
Frost



The **NoFrost** system from Liebherr provides rapid, fan-assisted, frost-free freezing for the safe, longterm storage of food. The NoFrost technology creates a much larger storage capacity and keeps the freezer constantly frost-free.



Find out more about NoFrost:  
[nofrost.liebherr.com/en/](https://nofrost.liebherr.com/en/)

Telescopic  
Rails



The freezer drawers are mounted on high-quality, smooth-running **telescopic rails** for ease of use, even when heavily filled. The drawers offer ample storage space and have a single-piece design for easy removal and cleaning.

Ice  
Maker



The plumbed-in automatic **IceMaker** keeps you topped up with high-quality ice cubes for every occasion. Whether you need ice for a refreshing drink or a party with friends, with two drawers, the IceMaker holds all the ice cubes you'll need. Furthermore, it automatically keeps your supplies topped up and you can switch it off at any time.

The features shown are model dependent; look for these features in your model choice.

Side  
by  
Side

Liebherr freezers can be perfectly combined with other freezers, fridges and wine cabinets in various apertures to form a customised food storage centre. Our example shows a freezer (SIGN 3576) with a wine cabinet (EWTdf 3553) and a BioFresh fridge (IKB 3560).

For more information about the Side-by-Side concept see pages 60 – 61.

Built-in freezers



SIGN 3576

Premium

No Frost

A++

LED

Ice Maker

Soft System

Telescopic Rails

Door-on-door /built-in appliance for integrated use
Energy efficiency class: <A+>
Energy consumption year /24 hrs: 241 /0.660 kWh
Total net capacity: 209 litre
Noise output: 37 dB(A)
Climate rating: SN-T (+10 °C to +43 °C)
Aperture dimensions in cm (h/w/d): 177.2 - 178.8 /56 - 57 /at least 55

Controls

· MagicEye behind-the-door, touch electronic

· Digital temperature display

· Automatic SuperFrost, quantity-controlled

· Warning signal in case of fault: visual and acoustic

· Door alarm: acoustic

Freezer compartment

· 9 drawers, of which 5 set on telescopic rails, VarioSpace

· IceMaker with fixed 3/4" water connection

· Ice cube production in 24 hrs: 0.8 kg

· Ice cube reservoir: 1.5 kg

· LED lighting

· Temperature rise time: 14 h

· Freezing capacity in 24 hrs: 18 kg

· 2 cold storage accumulators

· Safety glass fittings

Key features

· Side wall heating for Side-by-Side concept

· Height-adjustable feet at front

· Reversible door hinge, left

SIGN 3556

Premium

No Frost

A++

LED

Soft System

Telescopic Rails

Door-on-door /built-in appliance for integrated use
Energy efficiency class: <A+>
Energy consumption year /24 hrs: 244 /0.668 kWh
Total net capacity: 213 litre
Noise output: 37 dB(A)
Climate rating: SN-T (+10 °C to +43 °C)
Aperture dimensions in cm (h/w/d): 177.2 - 178.8 /56 - 57 /at least 55

Controls

· MagicEye behind-the-door, touch electronic

· Digital temperature display

· Automatic SuperFrost, quantity-controlled

· Warning signal in case of fault: visual and acoustic

· Door alarm: acoustic

Freezer compartment

· 8 drawers, of which 6 set on telescopic rails, VarioSpace

· Ice cube tray with lid

· LED lighting

· Temperature rise time: 14 h

· Freezing capacity in 24 hrs: 18 kg

· 2 cold storage accumulators

· Safety glass fittings

Key features

· Side wall heating for Side-by-Side concept

· Height-adjustable feet at front

· Reversible door hinging

SIGN 2756

Premium

No Frost

A++

LED

Soft System

Telescopic Rails

Door-on-door /built-in appliance for integrated use
Energy efficiency class: <A+>
Energy consumption year /24 hrs: 207 /0.567 kWh
Total net capacity: 157 litre
Noise output: 37 dB(A)
Climate rating: SN-T (+10 °C to +43 °C)
Aperture dimensions in cm (h/w/d): 139.7 - 141.3 /56 - 57 /at least 55

Controls

· MagicEye behind-the-door, touch electronic

· Digital temperature display

· Automatic SuperFrost, quantity-controlled

· Warning signal in case of fault: visual and acoustic

· Door alarm: acoustic

Freezer compartment

· 6 drawers, of which 4 set on telescopic rails, VarioSpace

· Ice cube tray with lid

· LED lighting

· Temperature rise time: 14 h

· Freezing capacity in 24 hrs: 14 kg

· 2 cold storage accumulators

· Safety glass fittings

Key features

· Side wall heating for Side-by-Side concept

· Height-adjustable feet at front

· Reversible door hinging

IGN 1664

Premium

No Frost

A++

Soft System

Door-on-door /built-in appliance for integrated use
Energy efficiency class: <A+>
Energy consumption year /24 hrs: 159 /0.435 kWh
Total net capacity: 84 litre
Noise output: 37 dB(A)
Climate rating: SN-T (+10 °C to +43 °C)
Aperture dimensions in cm (h/w/d): 87.4 - 89 /56 - 57 /at least 55

Controls

· MagicEye behind-the-door, key electronic

· Digital temperature display

· Automatic SuperFrost, quantity-controlled

· Warning signal in case of fault: visual and acoustic

· Door alarm: acoustic

Freezer compartment

· 4 drawers, of which 3 set on roller tracks, VarioSpace

· Ice cube tray with lid

· Temperature rise time: 15 h

· Freezing capacity in 24 hrs: 12 kg

· 2 cold storage accumulators

· Safety glass fittings

Key features

· Ceiling heating for Side-by-Side concept

· Height-adjustable feet at front

· Reversible door hinging

# Quality in every detail



UIKo 1560



LiftUp  
Box

The **LiftUp-Box** allows you to fully utilise the storage space below the pull-out drawer. It is ergonomically attached, easy to take out and can hold up to 4 kg. When pulled out, the LiftUp-Box pushes up out of the base recess, allowing the food to be removed easily.




Food is stored safely and easily accessible on the fully extendible pull-out glass shelves. The **glass pull-out shelves** made of safety glass are sturdy and easy to clean as well as being adjustable using practical rail dividers.



The **tray inserted into the base recess** enables the optimal use of the lower space in the appliance. It can be easily removed and with a capacity of approx. 4 litres offers sufficient space for smaller goods.

The features shown are model dependent; look for these features in your model choice.



UIKo 1560  
Premium

A++

Soft Telescopic

LiftUp Box

Door-on-door / under-worktop appliance for integrated use

Energy efficiency class: <A>

Energy consumption year / 24 hrs: 91 / 0.249 kWh

Total net capacity: 124 litre

Noise output: 38 dB(A)

Climate rating: SN-ST (+10 °C to +38 °C)

Aperture dimensions in cm (h/w/d): 82 - 88 / 60 / at least 55

UIKo 1550  
Premium

A++

Soft Telescopic

Door-on-door / under-worktop appliance for integrated use

Energy efficiency class: <A>

Energy consumption year / 24 hrs: 91 / 0.249 kWh

Total net capacity: 124 litre

Noise output: 38 dB(A)

Climate rating: SN-ST (+10 °C to +38 °C)

Aperture dimensions in cm (h/w/d): 82 - 88 / 60 / at least 55

UIK 1514  
Comfort

A++

Door-on-door / under-worktop appliance for integrated use

Energy efficiency class: <A>

Energy consumption year / 24 hrs: 138 / 0.378 kWh

Total net capacity: 119 litre (Fridge: 104 litre / Freezer compartment: 15 litre)

Noise output: 38 dB(A)

Climate rating: SN-ST (+10 °C to +38 °C)

Aperture dimensions in cm (h/w/d): 82 - 88 / 60 / at least 55

UIK 1510  
Comfort

A++

Door-on-door / under-worktop appliance for integrated use

Energy efficiency class: <A>

Energy consumption year / 24 hrs: 92 / 0.252 kWh

Total net capacity: 136 litre

Noise output: 38 dB(A)

Climate rating: SN-ST (+10 °C to +38 °C)

Aperture dimensions in cm (h/w/d): 82 - 88 / 60 / at least 55

SUIGN 1554  
Premium

No Frost

A++

Soft System

Door-on-door / under-worktop appliance for integrated use

Energy efficiency class: <A>

Energy consumption year / 24 hrs: 148 / 0.403 kWh

Total net capacity: 79 litre

Noise output: 36 dB(A)

Climate rating: SN-T (+10 °C to +43 °C)

Aperture dimensions in cm (h/w/d): 82 - 88 / 60 / at least 55

SUIG 1514  
Comfort

Smart Frost

A++

Door-on-door / under-worktop appliance for integrated use

Energy efficiency class: <A>

Energy consumption year / 24 hrs: 148 / 0.403 kWh

Total net capacity: 95 litre

Noise output: 36 dB(A)

Climate rating: SN-T (+10 °C to +43 °C)

Aperture dimensions in cm (h/w/d): 82 - 88 / 60 / at least 55

Controls

· MagicEye behind-the-door, key electronic

· Digital temperature display

· Automatic SuperCool

· Door alarm: visual and acoustic

· Sabbath mode

Fridge compartment

· butter dish

· 2 Premium GlassLine storage shelves, extendible, with variable egg tray

· Bottle compartment integrated in lower pull-out unit

· LED ceiling lighting

· 1 spacious fruit and vegetable drawer

· LiftUp-Box

Key features

· Height-adjustable feet at front and back

· Fully extendible pull-out drawer with full extension

Controls

· MagicEye behind-the-door, key electronic

· Digital temperature display

· Automatic SuperCool

· Door alarm: visual and acoustic

· Sabbath mode

Fridge compartment

· butter dish

· 2 Premium GlassLine storage shelves, extendible, with variable egg tray

· Bottle compartment integrated in lower pull-out unit

· LED ceiling lighting

· 1 spacious fruit and vegetable drawer

Key features

· Height-adjustable feet at front and back

· Fully extendible pull-out drawer with full extension

Controls

· MagicEye behind-the-door, key electronic

· Digital temperature display for fridge compartment

· Automatic SuperCool

· Door alarm: visual and acoustic

· Sabbath mode

Fridge compartment

· Comfort GlassLine storage shelf with bottle holder, adjustable egg tray

· 3 GlassLine storage shelves

· LED lighting

· 1 spacious fruit and vegetable drawer

Freezer compartment \*\*\*\*

· Hinged 4-star freezer compartment door

· Temperature rise time: 12 h

· Freezing capacity in 24 hrs: 2 kg

Key features

· Height-adjustable feet at front and back

· Reversible door hinging

Controls

· MagicEye behind-the-door, key electronic

· Digital temperature display

· Automatic SuperCool

· Door alarm: visual and acoustic

Fridge compartment

· Comfort GlassLine storage shelf with bottle holder, adjustable egg tray

· 4 GlassLine storage shelves

· LED ceiling lighting

· 1 spacious fruit and vegetable drawer

Key features

· Height-adjustable feet at front and back

· Reversible door hinging

Controls

· MagicEye behind-the-door, key electronic

· Digital temperature display

· Automatic SuperFrost, quantity-controlled

· Warning signal in case of fault: visual and acoustic

· Door alarm: visual and acoustic

· Sabbath mode

Freezer compartment \*\*\*\*

· 3 drawers, of which 2 set on roller tracks, VarioSpace

· Ice cube tray with lid

· Temperature rise time: 15 h

· Freezing capacity in 24 hrs: 11 kg

· 2 cold storage accumulators

· Safety glass fittings

· Removable tray (4 litres in the base recess)

Key features

· Side wall heating for Side-by-Side concept

· Height-adjustable feet at front and back

· Reversible door hinging

Controls

· MagicEye behind-the-door, key electronic

· Digital temperature display

· Automatic SuperFrost, time-controlled

· Warning signal in case of fault: visual and acoustic

· Door alarm: visual and acoustic

Freezer compartment \*\*\*\*

· 3 drawers, VarioSpace

· Temperature rise time: 24 h

· Freezing capacity in 24 hrs: 12 kg

· Safety glass fittings

Key features

· Side wall heating for Side-by-Side concept

· Height-adjustable feet at front and back

· Reversible door hinging

You can find the full range of efficiency classes at page 3. According to (EU) 2017/1369 6a.

# An overview of our wine cabinets



## Side by Side

Wine cabinets can be perfectly combined with other wine cabinets or fridges and freezers of various aperture heights. Shown here is a multi-temperature wine cabinet (EWTgw 3583) with a freezer (SIGN 3576) and a fridge (IKB 3560).

For more information about the Side-by-Side concept see pages 60–61.

+5 °C to +20 °C

+5 °C to +20 °C

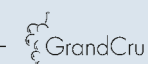


## Vinidor range

The Vinidor range offers maximum flexibility with two separately controlled temperature zones. The temperature of these can be set independently between +5 °C and +20 °C. This means that red and white wines can be stored at their ideal serving temperatures in the same cabinet. These cabinets not only provide the ideal climate conditions for long-term storage of wine, but with differently sized zones and fully adjustable temperature controls, they are suitable for every wine collection.

from page 81

+5 °C to +20 °C



## GrandCru range


Wine storage cabinets offer similar conditions to a wine cellar. This range facilitates the storage of red and white wines at the correct long term storage temperatures or individual serving temperatures. The temperature can be adjusted from +5 °C to +20 °C as appropriate, and is both even and constant throughout the entire appliance interior.

from page 85

# Quality in every detail



The electronic LCD display offers clear menu navigation and a **touch-electronic control system** provides bespoke storage conditions. The digital temperature display can be read from the outside of appliances with glass doors. The touch-electronic navigation ensures easy selection and use of the numerous control functions. The Vinidor 2 zone models feature an integrated door seal in the dividing shelf to maintain correct individual temperatures.



LED

All wine cabinets feature dimmable **LED lighting**, which evenly illuminates the interior and can be left on permanently if desired. Because LEDs generate minimal heat, wines can be sympathetically illuminated and beautifully presented for an extended period of time.



Side by Side

The **Side-by-Side concept** makes it possible to position fridges, freezers and wine cabinets to suit your needs. Special technology for controlling balancing the environment between appliances with major temperature differences enables numerous combinations. More information see page 60 - 61.



Tip Open


The handle-free glazed door guarantees perfect integration into a handle-free kitchen. Not only provides UV protection you can trust but also ensures superb visibility of the stored wines. The **TipOpen technology** opens the glazed door 7 cm when tapped and, if the door is not opened further within three seconds, the soft-closing system will shut it again.



178



178



178

<b>EWTgb 3583</b> Vinidor	LED	Wine	Tip Open	Soft System	Telescopic Rails
Flush-fitted insulated glass door/built-in appliance					
Energy efficiency class: <A>					
Energy consumption year/24 hrs: 162/0.442 kWh					
Max. Bordeaux bottles 0.75 l: 83 <sup>1</sup>					
Gross/net capacity: 307 litre/271 litre					
Noise output: 34 dB(A)					
Climate rating: SN (+10 °C to +32 °C)					
Black insulated glass door, handle and frame-free					
Aperture dimensions in cm (h/w/d): 178/56/at least 55					

- Controls**
- LCD display in the interior, touch electronic
  - Digital temperature display for both wine zones
  - Warning signal in case of fault: visual and acoustic
  - Door alarm: acoustic
  - Child lock

- Wine compartment**
- 2 Temperature zones, which can set from +5 °C to +20 °C
  - 2 independently controllable zones
  - Convection cooling, Fresh air supply via FreshAir activated charcoal filter
  - Humidity regulation via adjustable fan
  - LED Interior lighting with on/off function, dimmable
  - Beech wood fittings
  - 10 Shelves, of which 8 set on telescopic rails, of which 1 is a presentation shelf

- Key features**
- TipOpen
  - Height-adjustable feet at front
  - Reversible door hinging
  - Replaceable door seal
  - Concealed hinge with restricted opening

<b>EWTgw 3583</b> Vinidor	LED	Wine	Tip Open	Soft System	Telescopic Rails
Flush-fitted insulated glass door/built-in appliance					
Energy efficiency class: <A>					
Energy consumption year/24 hrs: 162/0.442 kWh					
Max. Bordeaux bottles 0.75 l: 83 <sup>1</sup>					
Gross/net capacity: 307 litre/271 litre					
Noise output: 34 dB(A)					
Climate rating: SN (+10 °C to +32 °C)					
White insulated glass door, handle and frame-free					
Aperture dimensions in cm (h/w/d): 178/56/at least 55					

- Controls**
- LCD display in the interior, touch electronic
  - Digital temperature display for both wine zones
  - Warning signal in case of fault: visual and acoustic
  - Door alarm: acoustic
  - Child lock

- Wine compartment**
- 2 Temperature zones, which can set from +5 °C to +20 °C
  - 2 independently controllable zones
  - Convection cooling, Fresh air supply via FreshAir activated charcoal filter
  - Humidity regulation via adjustable fan
  - LED Interior lighting with on/off function, dimmable
  - Beech wood fittings
  - 10 Shelves, of which 8 set on telescopic rails, of which 1 is a presentation shelf

- Key features**
- TipOpen
  - Height-adjustable feet at front
  - Reversible door hinging
  - Replaceable door seal
  - Concealed hinge with restricted opening

<b>EWTdf 3553</b> Vinidor	LED	Wine	Soft System	Telescopic Rails
Insulated glass door/built-in appliance with decor panel				
Energy efficiency class: <A>				
Energy consumption year/24 hrs: 162/0.442 kWh				
Max. Bordeaux bottles 0.75 l: 80 <sup>1</sup>				
Gross/net capacity: 289 litre/254 litre				
Noise output: 34 dB(A)				
Climate rating: SN-ST (+10 °C to +38 °C)				
Will accept an overlay furniture panel or a s/steel overlay kit accessory				
Aperture dimensions in cm (h/w/d): 177.2 - 178/56 - 57/at least 55				

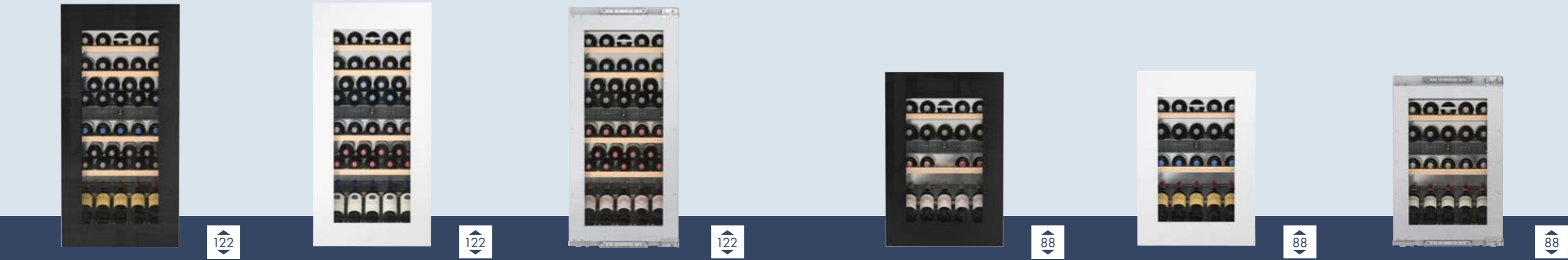
- Controls**
- LCD display in the interior, touch electronic
  - Digital temperature display for both wine zones
  - Warning signal in case of fault: visual and acoustic
  - Door alarm: acoustic
  - Child lock

- Wine compartment**
- 2 Temperature zones, which can set from +5 °C to +20 °C
  - 2 independently controllable zones
  - Convection cooling, Fresh air supply via FreshAir activated charcoal filter
  - Humidity regulation via adjustable fan
  - LED Interior lighting with on/off function, dimmable
  - Beech wood fittings
  - 10 Shelves, of which 8 set on telescopic rails, of which 1 is a presentation shelf

- Key features**
- Height-adjustable feet at front
  - Reversible door hinging
  - Replaceable door seal
  - Concealed hinge with restricted opening

The features shown are model dependent; look for these features in your model choice.

<sup>1</sup> These models are only bound for storing wine. Maximum DIN norm bordeaux bottles capacity (0.75 l) as per norm NF H 35-124 (H: 300.5 mm, Ø 76.1 mm). You can find the full range of efficiency classes at page 3. According to (EU) 2017/1369 6a.



EWTgb 2383

Vinidor

LED

Wine

Tip Open

Soft System

Telescopic Rails

Silent

Flush-fitted insulated glass door/built-in appliance
Energy efficiency class: <A>
Energy consumption year/24 hrs: 152/0.414 kWh
Max. Bordeaux bottles 0.75 l: 51 <sup>1</sup>
Gross/net capacity: 195 litre/169 litre
Noise output: 32 dB(A) Silent
Climate rating: SN (+10 °C to +32 °C)
Black insulated glass door, handle and frame-free
Aperture dimensions in cm (h/w/d): 122/56/at least 55

- Controls
- LCD display in the interior, touch electronic
  - Digital temperature display for both wine zones
  - Warning signal in case of fault: visual and acoustic
  - Door alarm: acoustic
  - Child lock

- Wine compartment
- 2 Temperature zones, which can set from +5 °C to +20 °C
  - 2 independently controllable zones
  - Convection cooling, Fresh air supply via FreshAir activated charcoal filter
  - Humidity regulation via adjustable fan
  - LED interior lighting permanently on, dimmable
  - Beech wood fittings
  - 6 Shelves, of which 4 set on telescopic rails, of which 1 is a presentation shelf

- Key features
- TipOpen
  - Height-adjustable feet at front
  - Reversible door hinging
  - Replaceable door seal
  - Concealed hinge with restricted opening

EWTgw 2383

Vinidor

LED

Wine

Tip Open

Soft System

Telescopic Rails

Flush-fitted insulated glass door/built-in appliance
Energy efficiency class: <A>
Energy consumption year/24 hrs: 152/0.414 kWh
Max. Bordeaux bottles 0.75 l: 51 <sup>1</sup>
Gross/net capacity: 195 litre/169 litre
Noise output: 34 dB(A)
Climate rating: SN (+10 °C to +32 °C)
White insulated glass door, handle and frame-free
Aperture dimensions in cm (h/w/d): 122/56/at least 55

- Controls
- LCD display in the interior, touch electronic
  - Digital temperature display for both wine zones
  - Warning signal in case of fault: visual and acoustic
  - Door alarm: acoustic
  - Child lock

- Wine compartment
- 2 Temperature zones, which can set from +5 °C to +20 °C
  - 2 independently controllable zones
  - Convection cooling, Fresh air supply via FreshAir activated charcoal filter
  - Humidity regulation via adjustable fan
  - LED Interior lighting with on/off function, dimmable
  - Beech wood fittings
  - 6 Shelves, of which 4 set on telescopic rails, of which 1 is a presentation shelf

- Key features
- TipOpen
  - Height-adjustable feet at front
  - Reversible door hinging
  - Replaceable door seal
  - Concealed hinge with restricted opening

EWTdf 2353

Vinidor

LED

Wine

Soft System

Telescopic Rails

Insulated glass door/built-in appliance with decor panel
Energy efficiency class: <A>
Energy consumption year/24 hrs: 152/0.416 kWh
Max. Bordeaux bottles 0.75 l: 48 <sup>1</sup>
Gross/net capacity: 183 litre/158 litre
Noise output: 34 dB(A)
Climate rating: SN-ST (+10 °C to +38 °C)
Will accept an overlay furniture panel or a s/steel overlay kit accessory
Aperture dimensions in cm (h/w/d): 122/56/at least 55

- Controls
- LCD display in the interior, touch electronic
  - Digital temperature display for both wine zones
  - Warning signal in case of fault: visual and acoustic
  - Door alarm: acoustic
  - Child lock

- Wine compartment
- 2 Temperature zones, which can set from +5 °C to +20 °C
  - 2 independently controllable zones
  - Convection cooling, Fresh air supply via FreshAir activated charcoal filter
  - Humidity regulation via adjustable fan
  - LED Interior lighting with on/off function, dimmable
  - Beech wood fittings
  - 6 Shelves, of which 4 set on telescopic rails, of which 1 is a presentation shelf

- Key features
- Height-adjustable feet at front
  - Reversible door hinging
  - Replaceable door seal
  - Concealed hinge with restricted opening

EWTgb 1683

Vinidor

LED

Wine

Tip Open

Soft System

Telescopic Rails

Flush-fitted insulated glass door/built-in appliance
Energy efficiency class: <A>
Energy consumption year/24 hrs: 145/0.396 kWh
Max. Bordeaux bottles 0.75 l: 33 <sup>1</sup>
Gross/net capacity: 125 litre/104 litre
Noise output: 34 dB(A)
Climate rating: SN (+10 °C to +32 °C)
Black insulated glass door, handle and frame-free
Aperture dimensions in cm (h/w/d): 88/56/at least 55

- Controls
- LCD display in the interior, touch electronic
  - Digital temperature display for both wine zones
  - Warning signal in case of fault: visual and acoustic
  - Door alarm: acoustic
  - Child lock

- Wine compartment
- 2 Temperature zones, which can set from +5 °C to +20 °C
  - 2 independently controllable zones
  - Convection cooling, Fresh air supply via FreshAir activated charcoal filter
  - Humidity regulation via adjustable fan
  - LED Interior lighting with on/off function, dimmable
  - Beech wood fittings
  - 4 Shelves, of which 2 set on telescopic rails, of which 1 is a presentation shelf

- Key features
- TipOpen
  - Height-adjustable feet at front
  - Reversible door hinging
  - Replaceable door seal
  - Concealed hinge with restricted opening

EWTgw 1683

Vinidor

LED

Wine

Tip Open

Soft System

Telescopic Rails

Flush-fitted insulated glass door/built-in appliance
Energy efficiency class: <A>
Energy consumption year/24 hrs: 145/0.396 kWh
Max. Bordeaux bottles 0.75 l: 33 <sup>1</sup>
Gross/net capacity: 125 litre/104 litre
Noise output: 34 dB(A)
Climate rating: SN (+10 °C to +32 °C)
White insulated glass door, handle and frame-free
Aperture dimensions in cm (h/w/d): 88/56/at least 55

- Controls
- LCD display in the interior, touch electronic
  - Digital temperature display for both wine zones
  - Warning signal in case of fault: visual and acoustic
  - Door alarm: acoustic
  - Child lock

- Wine compartment
- 2 Temperature zones, which can set from +5 °C to +20 °C
  - 2 independently controllable zones
  - Convection cooling, Fresh air supply via FreshAir activated charcoal filter
  - Humidity regulation via adjustable fan
  - LED Interior lighting with on/off function, dimmable
  - Beech wood fittings
  - 4 Shelves, of which 2 set on telescopic rails, of which 1 is a presentation shelf

- Key features
- TipOpen
  - Height-adjustable feet at front
  - Reversible door hinging
  - Replaceable door seal
  - Concealed hinge with restricted opening

EWTdf 1653

Vinidor

LED

Wine

Soft System

Telescopic Rails

Insulated glass door/built-in appliance with decor panel
Energy efficiency class: <A>
Energy consumption year/24 hrs: 145/0.397 kWh
Max. Bordeaux bottles 0.75 l: 30 <sup>1</sup>
Gross/net capacity: 117 litre/97 litre
Noise output: 34 dB(A)
Climate rating: SN-ST (+10 °C to +38 °C)
Will accept an overlay furniture panel or a s/steel overlay kit accessory
Aperture dimensions in cm (h/w/d): 87.4-89/57/at least 55

- Controls
- LCD display in the interior, touch electronic
  - Digital temperature display for both wine zones
  - Warning signal in case of fault: visual and acoustic
  - Door alarm: acoustic
  - Child lock

- Wine compartment
- 2 Temperature zones, which can set from +5 °C to +20 °C
  - 2 independently controllable zones
  - Convection cooling, Fresh air supply via FreshAir activated charcoal filter
  - Humidity regulation via adjustable fan
  - LED Interior lighting with on/off function, dimmable
  - Beech wood fittings
  - 4 Shelves, of which 2 set on telescopic rails, of which 1 is a presentation shelf

- Key features
- Height-adjustable feet at front
  - Reversible door hinging
  - Replaceable door seal
  - Concealed hinge with restricted opening

<sup>1</sup> These models are only bound for storing wine. Maximum DIN norm bordeaux bottles capacity (0.75 l) as per norm NF H 35-124 (H: 300.5 mm, Ø 76.1 mm).

You can find the full range of efficiency classes at page 3. According to (EU) 2017/1369 6a.



UWTgb 1682



Telescopic Rails

The wine cabinets are equipped with solid **wooden shelves mounted on telescopic rails**. The handcrafted shelves made from untreated wood are ideal for storing Bordeaux bottles safely, providing a clear view and easy access.

Under-worktop wine cabinets



82-87



82-87



82-87

<b>UWTgb 1682</b> Vinidor	LED	Wine	Tip Open	Soft System	Telescopic Rails
------------------------------	-----	------	----------	-------------	------------------

flush / under-worktop appliance
Energy efficiency class: <A>
Energy consumption year / 24 hrs: 144 / 0.392 kWh
Max. Bordeaux bottles 0.75 l: 34 <sup>1</sup>
Gross / net capacity: 123 litre / 94 litre
Noise output: 36 dB(A)
Climate rating: SN-ST (+10 °C to +38 °C)
Black insulated glass door, handle and frame-free
Aperture dimensions in cm (h/w/d): 82 - 87 / 60 / at least 58

<b>Controls</b>
· LCD display in the interior, touch electronic
· Digital temperature display for both wine zones
· Warning signal in case of fault: visual and acoustic
· Door alarm: acoustic
· Child lock

<b>Wine compartment</b>
· 2 Temperature zones, which can set from +5 °C to +20 °C
· 2 independently controllable zones
· Convection cooling, Fresh air supply via FreshAir activated charcoal filter
· Humidity regulation via adjustable fan
· LED interior lighting permanently on, dimmable
· Beech wood fittings
· 5 Shelves, of which 3 set on telescopic rails

<b>Key features</b>
· TipOpen
· Height-adjustable feet at front and back
· Reversible door hinging
· Replaceable door seal
· Concealed hinge with restricted opening

<b>UWTes 1672</b> Vinidor	LED	Wine	Telescopic Rails
------------------------------	-----	------	------------------

flush / under-worktop appliance
Energy efficiency class: <B>
Energy consumption year / 24 hrs: 196 / 0.535 kWh
Max. Bordeaux bottles 0.75 l: 34 <sup>1</sup>
Gross / net capacity: 123 litre / 94 litre
Noise output: 38 dB(A)
Climate rating: SN-ST (+10 °C to +38 °C)
Insulated glass door with stainless steel frame
Aperture dimensions in cm (h/w/d): 82 - 87 / 60 / at least 58

<b>Controls</b>
· MagicEye in the interior, key electronic
· Digital temperature display for both wine zones
· Warning signal in case of fault: visual and acoustic
· Door alarm: acoustic
· Child lock

<b>Wine compartment</b>
· 2 Temperature zones, which can set from +5 °C to +20 °C
· 2 independently controllable zones
· Convection cooling, Fresh air supply via FreshAir activated charcoal filter
· Humidity regulation via adjustable fan
· LED interior lighting permanently on, dimmable
· Beech wood fittings
· 5 Shelves, of which 3 set on telescopic rails

<b>Key features</b>
· Aluminium handle
· Height-adjustable feet at front and back
· Reversible door hinging
· Replaceable door seal
· Lock

<b>UWKes 1752</b> GrandCru	LED	Wine	Telescopic Rails
-------------------------------	-----	------	------------------

flush / under-worktop appliance
Energy efficiency class: <A>
Energy consumption year / 24 hrs: 145 / 0.396 kWh
Max. Bordeaux bottles 0.75 l: 46 <sup>1</sup>
Gross / net capacity: 135 litre / 110 litre
Noise output: 38 dB(A)
Climate rating: SN-ST (+10 °C to +38 °C)
Insulated glass door with stainless steel frame
Aperture dimensions in cm (h/w/d): 82 - 87 / 60 / at least 58

<b>Controls</b>
· MagicEye in the interior, key electronic
· Digital temperature display
· Warning signal in case of fault: visual and acoustic
· Door alarm: acoustic
· Child lock

<b>Wine compartment</b>
· 1 Temperature zone, which can set from +5 °C to +20 °C
· Convection cooling, Fresh air supply via FreshAir activated charcoal filter
· Humidity regulation via adjustable fan
· LED interior lighting permanently on
· Beech wood fittings
· 4 Shelves, of which 3 set on telescopic rails

<b>Key features</b>
· Aluminium handle
· Height-adjustable feet at front and back
· Reversible door hinging
· Replaceable door seal
· Concealed hinge with restricted opening
· Lock

<sup>1</sup> These models are only bound for storing wine. Maximum DIN norm bordeaux bottles capacity (0.75 l) as per norm NF H 35-124 (H: 300.5 mm, Ø 76.1 mm).

You can find the full range of efficiency classes at page 3. According to (EU) 2017/1369 6a.



WKEes 553



The easy-glide **accessories drawer** can be used to store accessories directly below wine storage cabinets in the WKE model range. This increases the 45 cm recess to 60 cm. Available in white glass (9901086-00), black glass (9901085-00) and stainless steel (9901084-00).

GrandCru range



WKEgb 582  
GrandCru

A<sup>+</sup>

LED

Wine

Tip Open

Soft System

Telescopic Rails

Flush-fitted insulated glass door/built-in appliance

Energy efficiency class: <A>

Energy consumption year/24 hrs: 106/0.290 kWh

Max. Bordeaux bottles 0.75 l: 18<sup>1\*</sup>

Gross/net capacity: 48 litre/46 litre

Noise output: 34 dB(A)

Climate rating: SN-ST (+10 °C to +38 °C)

Black insulated glass door, handle and frame-free

Aperture dimensions in cm (h/w/d): 45.2/56 - 57 /at least 55

- Controls**
- LCD display in the interior, touch electronic
  - Digital temperature display
  - Warning signal in case of fault: visual and acoustic
  - Door alarm: acoustic
  - Child lock

- Wine compartment**
- 1 Temperature zone, which can set from +5 °C to +20 °C
  - Convection cooling, Fresh air supply via FreshAir activated charcoal filter
  - Humidity regulation via adjustable fan
  - LED interior lighting permanently on, dimmable
  - Beech wood fittings
  - 3 Shelves, of which 2 set on telescopic rails

- Key features**
- Folding door with TipOpen technology
  - Replaceable door seal
  - Concealed hinge with restricted opening

\* Max. 18 Bordeaux bottles for front to back storage.  
Taller bottles can be stored side on (max. 12 Bordeaux bottles).



WKEgw 582  
GrandCru

A<sup>+</sup>

LED

Wine

Tip Open

Soft System

Telescopic Rails

Flush-fitted insulated glass door/built-in appliance

Energy efficiency class: <A>

Energy consumption year/24 hrs: 106/0.290 kWh

Max. Bordeaux bottles 0.75 l: 18<sup>1\*</sup>

Gross/net capacity: 48 litre/46 litre

Noise output: 34 dB(A)

Climate rating: SN-ST (+10 °C to +38 °C)

White insulated glass door, handle and frame-free

Aperture dimensions in cm (h/w/d): 45.2/56 - 57 /at least 55

- Controls**
- LCD display in the interior, touch electronic
  - Digital temperature display
  - Warning signal in case of fault: visual and acoustic
  - Door alarm: acoustic
  - Child lock

- Wine compartment**
- 1 Temperature zone, which can set from +5 °C to +20 °C
  - Convection cooling, Fresh air supply via FreshAir activated charcoal filter
  - Humidity regulation via adjustable fan
  - LED interior lighting permanently on, dimmable
  - Beech wood fittings
  - 3 Shelves, of which 2 set on telescopic rails

- Key features**
- Folding door with TipOpen technology
  - Replaceable door seal
  - Concealed hinge with restricted opening

\* Max. 18 Bordeaux bottles for front to back storage.  
Taller bottles can be stored side on (max. 12 Bordeaux bottles).



WKEes 553  
GrandCru

LED

Wine

Telescopic Rails

flush/built-in appliance

Energy efficiency class: <A>

Energy consumption year/24 hrs: 130/0.356 kWh

Max. Bordeaux bottles 0.75 l: 18<sup>1\*\*</sup>

Gross/net capacity: 48 litre/46 litre

Noise output: 34 dB(A)

Climate rating: SN (+10 °C to +32 °C)

Insulated glass door with stainless steel frame, recessed handle

Aperture dimensions in cm (h/w/d): 45/56/at least 55

- Controls**
- LCD display in the interior, touch electronic
  - Digital temperature display
  - Warning signal in case of fault: visual and acoustic
  - Door alarm: acoustic
  - Child lock

- Wine compartment**
- 1 Temperature zone, which can set from +5 °C to +20 °C
  - Convection cooling, Fresh air supply via FreshAir activated charcoal filter
  - Humidity regulation via adjustable fan
  - LED interior lighting permanently on, dimmable
  - Beech wood fittings
  - 3 Shelves, of which 2 set on telescopic rails

- Key features**
- Recessed handle
  - Reversible door hinging
  - Replaceable door seal

\*\* Max. 18 Bordeaux bottles for front to back storage.  
Taller bottles can be stored side on using the brackets provided (max. 12 Bordeaux bottles).

<sup>1</sup> These models are only bound for storing wine. Maximum DIN norm bordeaux bottles capacity (0.75 l) as per norm NF H 35-124 (H: 300.5 mm, Ø 76.1 mm).

You can find the full range of efficiency classes at page 3. According to (EU) 2017/1369 6a.



UKes 1752



The **sturdy lock** prevents unauthorised access, so your products are always protected.

Under-worktop beverage center



82-87

<b>UKes 1752</b> GrandCru	<div>LED</div> <div>Telescopic Rails</div>
flush / under-worktop appliance	
Energy consumption year / 24 hrs: 337 / 0.923 kWh	
Gross / net capacity: 131 litre / 108 litre	
Climate rating: SN-T (+10 °C to +43 °C)	
Insulated glass door with stainless steel frame	
Aperture dimensions in cm (h/w/d): 82 - 87 / 60 / at least 55	

- Controls**
- MagicEye behind-the-door, key electronic
  - Digital temperature display
  - Warning signal in case of fault: visual and acoustic
  - Door alarm: acoustic

- Beverage compartment**
- 1 Temperature zone, which can set from +2 °C to +20 °C
  - Convection cooling, Fresh air supply via FreshAir activated charcoal filter
  - Humidity regulation via adjustable fan
  - LED interior lighting
  - 4 Shelves, of which 1 set on telescopic rails

- Key features**
- Aluminium handle
  - Height-adjustable feet at front and back
  - Reversible door hinging
  - Replaceable door seal
  - Lock



OKes 1750



The precision **electronic control system** is clearly arranged in the insulation plate. The digital temperature display can be read from the outside of appliances with glass doors. The door alarm alerts the user to any irregularities, e.g. a door that has been left open. The child lock prevents any inadvertent changes to the control system.

You can find the full range of efficiency classes at page 3. According to (EU) 2017/1369 6a.

Outdoor cooler



82-87

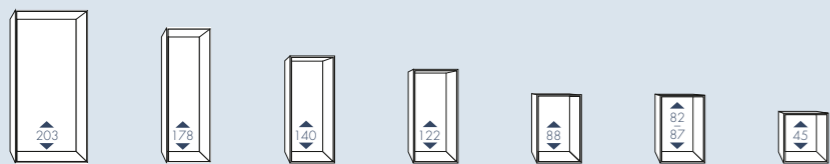
<b>OKes 1750</b>	<div>LED</div>
flush / outdoor cooler	
Energy consumption year / 24 hrs: 338 / 0.924 kWh	
Gross / net capacity: 127 litre / 104 litre	
Climate rating: T (+16 °C to +43 °C)	
Stainless steel door	
Aperture dimensions in cm (h/w/d): 82 - 87 / 60 / at least 55	

- Controls**
- MagicEye in the interior
  - Digital temperature display
  - Warning signal in case of fault: visual and acoustic
  - Door alarm: acoustic

- Beverage compartment**
- 1 Temperature zone, which can set from +2 °C to +20 °C
  - Convection cooling, Fresh air supply via FreshAir activated charcoal filter
  - Humidity regulation via adjustable fan
  - LED interior lighting
  - 4 Shelves

- Key features**
- Stainless steel slimline door handle
  - Height-adjustable feet at front and back
  - Reversible door hinging
  - Lock

Aperture dimensions



The dimensions for built-in appliances are industry standard. The aperture dimensions provide information about the appliance size or height. The exact dimensions of each appliance can be seen in the installation diagrams on the pages that follow.


Climate class

The climate rating specifies the ambient temperature for which the appliances are guaranteed to work normally. The following climate ratings have been defined (pursuant to DIN EN ISO 15502):

SN +10 °C to +32 °C	N +16 °C to +32 °C
ST +16 °C to +38 °C	T +16 °C to +43 °C

Outstanding energy efficiency

By combining state-of-the-art, precision electronics and highly efficient refrigeration systems, Liebherr offers an attractive and ultra-economical range of appliances in the best energy efficiency classes across all product groups. With appliances in the top energy efficiency classes, A+++ and A+++ -20 %, Liebherr offers products with the greatest possible energy savings.



Front air intake and ventilation

To ensure that the refrigeration system is cooled and the appliance operates correctly, built-in appliances must be adequately ventilated. Depending on the model and the installation location:

- 1 Built-in appliances in non-ceiling height kitchen units. Front air intake in the plinth, venting via the back wall of the kitchen unit.
- 2 Built-in appliances in ceiling height kitchen units. Front air intake in the plinth, venting via ventilation slots at the top.
- 3 In the case of individual built-in appliances installed one above the other (Freshness centre/SBS concept, see pages 60/61) ventilation takes place as described in 1 and 2.
- 4 Built-in appliances with both air intake and venting at the front.
- 5 Under-worktop appliances with front air intake in the plinth. Venting via ventilation slots at the top.
- 6 Under-worktop appliances with both air intake and venting at the front.

**Please note:** All ventilation slots must be at least 200 cm².




Levelling bars

Taller appliances with a height of 140 cm or more have two levelling bars on the left and right of the base. These make it possible to correctly level position the appliance and thereby ensure that the door closes correctly so that the appliance works properly.



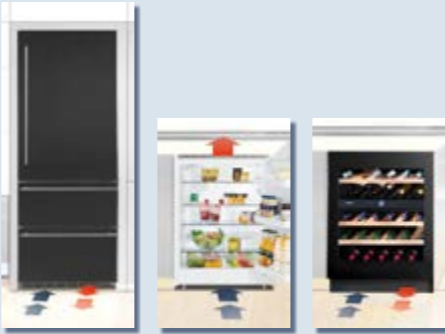
Vario plinth

The Vario plinth makes it possible to adapt under-worktop models (UIK, SUIG, UWT and UWK) to the height and depth of the kitchen units. All four positioning feet can be adjusted by up to 50 mm from the front. The position of the ventilation grille can also be adjusted to match the front of the kitchen units; it can be moved by up to 55 mm.



Four-point attachment

So that our built-in fridges can be installed correctly, we provide special four-point fixing as standard for all our door-on-door appliances. The fixing points are attractively concealed with covers and the attachment brackets create a depth stop at the top and bottom. This alignment device ensures that the appliance is correctly positioned within the kitchen unit. Taller appliances with a height of 140 cm or more also come with two height-adjustable positioning feet at the front.

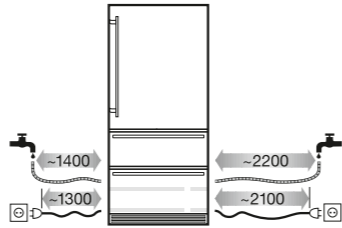


Built-in appliance diagrams

Whether you want to redesign your kitchen, or replace your current appliance: Liebherr's extensive built-in range offers the right appliance for all of your needs. Liebherr, the refrigeration specialist offers you premium-quality appliances with all the advantages of the latest refrigeration technology.

ECBN 6156  
ECBN 5066

Fixed water connection (3/4") required for automatic ice-cube maker.

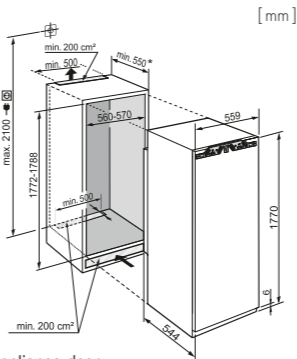


Reinforced flexible hose (3 m) for appliances with a 3/4" plumbed-in connection.

178

IKB 3560

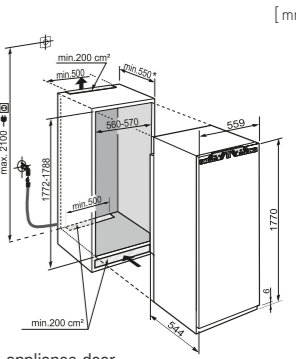
Maximum weight of furniture door:  
Fridge compartment: 26 kg  
NB:  
The cupboard door is attached to the appliance door (door on door assembly). No cupboard hinges required.  
\*Recommended: 560 mm



178

SIGN 3576

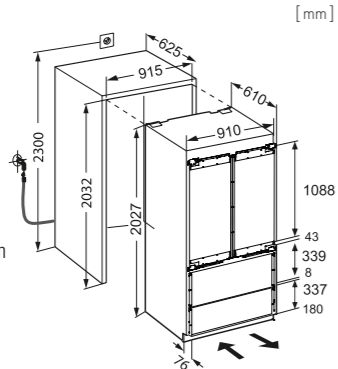
Maximum weight of furniture door:  
Freezer compartment: 26 kg  
NB:  
The cupboard door is attached to the appliance door (door on door assembly). No cupboard hinges required.  
\*Recommended: 560 mm



203

ECBN 6256

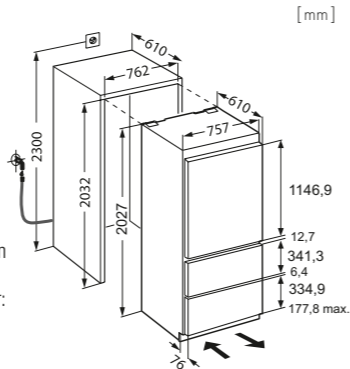
Reinforced flexible hose (3 m) for appliances with a 3/4" plumbed-in connection.  
Maximum weight of furniture door:  
Fridge compartment: 12 kg  
Freezer compartment: 10 kg  
NB:  
The cupboard door is attached to the appliance door (door on door assembly). No cupboard hinges required.



203

ECBN 5066

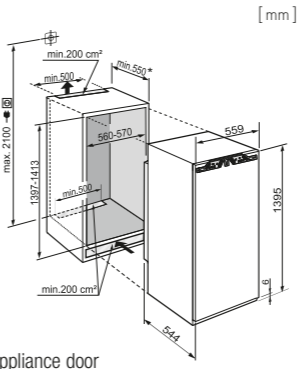
Reinforced flexible hose (3 m) for appliances with a 3/4" plumbed-in connection.  
Maximum weight of furniture door:  
Fridge compartment: 27 kg;  
Freezer compartment: 10 kg  
NB:  
The cupboard door is attached to the appliance door (door on door assembly). No cupboard hinges required.



140

IKB 2760

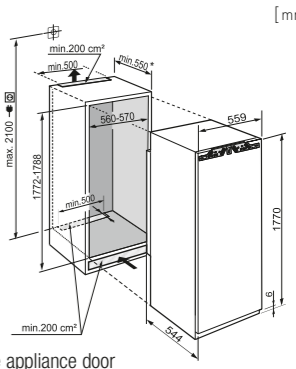
Maximum weight of furniture door:  
Fridge compartment: 21 kg  
NB:  
The cupboard door is attached to the appliance door (door on door assembly). No cupboard hinges required.  
\*Recommended: 560 mm



178

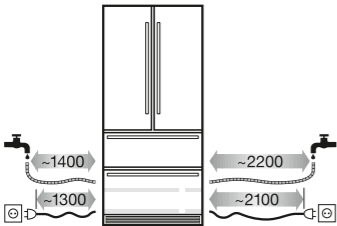
SIGN 3556

Maximum weight of furniture door:  
Freezer compartment: 26 kg  
NB:  
The cupboard door is attached to the appliance door (door on door assembly). No cupboard hinges required.  
\*Recommended: 560 mm



ECBN 6256

Fixed water connection (3/4") required for automatic ice-cube maker.

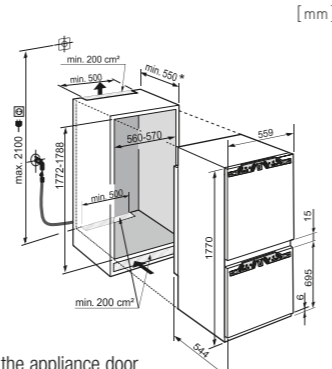


3 m reinforced flexible hose available as an accessory (Part No. 6030 785).

178

ICBN 3386  
ICN 3376  
ICN 3366

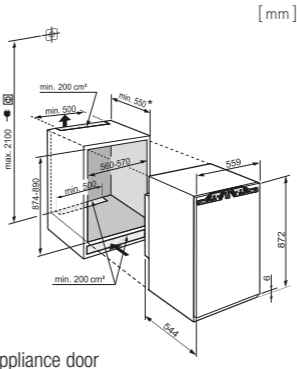
Maximum weight of furniture door:  
Fridge compartment: 18 kg  
Freezer compartment: 12 kg  
NB:  
The cupboard door is attached to the appliance door (door on door assembly). No cupboard hinges required.  
\*Recommended: 560 mm



88

SIBP 1650  
IGN 1664

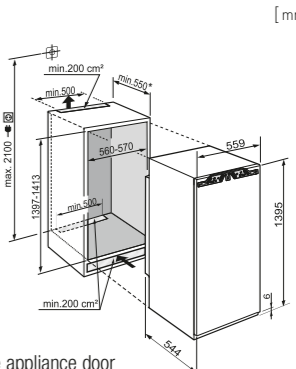
Maximum weight of furniture door:  
Freezer compartment: 16 kg  
SIBP 1650: Fridge compartment: 16 kg  
NB:  
The cupboard door is attached to the appliance door (door on door assembly). No cupboard hinges required.  
\*Recommended: 560 mm



140

SIGN 2756

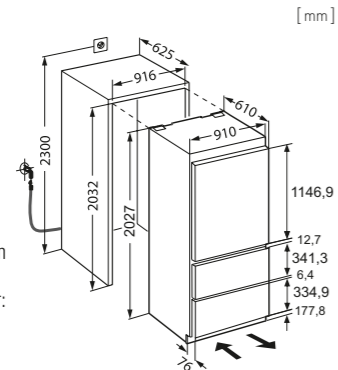
Maximum weight of furniture door:  
Freezer compartment: 21 kg  
NB:  
The cupboard door is attached to the appliance door (door on door assembly). No cupboard hinges required.  
\*Recommended: 560 mm



203

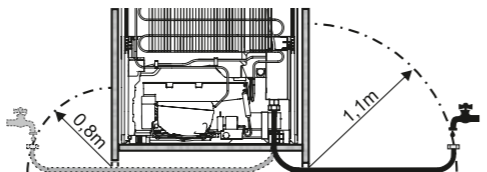
ECBN 6156

Reinforced flexible hose (3 m) for appliances with a 3/4" plumbed-in connection.  
Maximum weight of furniture door:  
Fridge compartment: 12 kg;  
Freezer compartment: 10 kg  
NB:  
The cupboard door is attached to the appliance door (door on door assembly). No cupboard hinges required.



ICBN 3386  
ICN 3376  
ICN 3366  
SIGN 3576

Fixed water connection (3/4") required for automatic ice-cube maker.

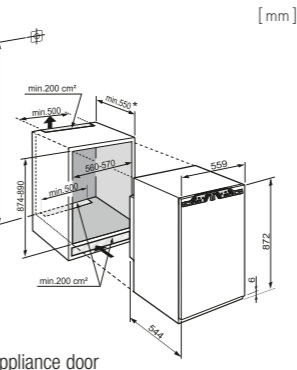


3 m reinforced flexible hose available as an accessory (Part No. 6030 785).

88

IKP 1660

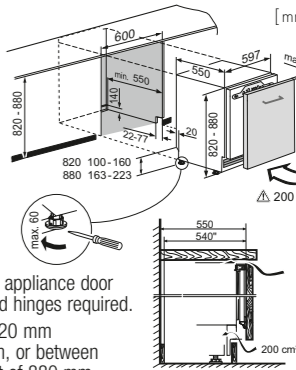
Maximum weight of furniture door:  
Fridge compartment: 16 kg  
NB:  
The cupboard door is attached to the appliance door (door on door assembly). No cupboard hinges required.  
\*Recommended: 560 mm



82-88

UIKo 1560  
UIKo 1550

NB:  
The cupboard door is attached to the appliance door (door on door assembly). No cupboard hinges required.  
Plinth height at appliance height of 820 mm adjustable between 100 and 160 mm, or between 163 and 223 mm at appliance height of 880 mm.  
Depth of plinth 22-77 mm.  
Maximum weight of furniture door: 10 kg



Built-in appliance diagrams

82-88

UIK 1514 \*\*\*\*

UIK 1510

SUIGN 1554 \*\*\*\*

SUIG 1514 \*\*\*\*

NB:  
The cupboard door is attached to the appliance door (door on door assembly). No cupboard hinges required.  
Plinth height at appliance height of 820 mm adjustable between 100 and 160 mm, or between 163 and 223 mm at appliance height of 880 mm.  
Depth of plinth 22–77 mm.  
Maximum weight of furniture door: 10 kg

122

EWTdf 2353

\* Recommended: 560 mm

\*\* Shown with stainless steel frame installed

Door dimensions (h/w/d): 1233/595/19 mm

82-87

UWTes 1672

UWKes 1752

Under-worktop appliance:  
Height of plinth can be adjusted by 50 mm with adjustable feet. Ventilation occurs through the plinth. No ventilation grill is needed in the worktop.  
Glass door with stainless steel frame.  
Door dimensions (h/w/d): 716/592/38 mm

82-87

OKes 1750

178

EWTgb 3583

EWTgw 3583

\* Recommended: 560 mm  
Door dimensions (h/w/d): 1816/595/19 mm

88

EWTgb 1683

EWTgw 1683

\* Recommended: 560 mm  
Door dimensions (h/w/d): 906/595/19 mm

45

WKEgb 582

WKEgw 582

Frameless, handle-less glass door.  
Door dimensions (h/w/d): 450/595/35 mm

178

EWTdf 3553

\* Recommended: 560 mm

\*\* Shown with stainless steel frame installed

Door dimensions (h/w/d): 1816/595/19 mm

88

EWTdf 1653

\* Recommended: 560 mm

\*\* Shown with stainless steel frame installed

Door dimensions (h/w/d): 906/595/19 mm

45

WKEes 553

NB:  
Ventilation always upwards.  
When installation underneath the worktop, a ventilation grill is required.  
Glass door with stainless steel frame.  
Door dimensions (h/w/d): 455/591/16 mm

122

EWTgw 2383

EWTgb 2383

\* Recommended: 560 mm  
Door dimensions (h/w/d): 1233/595/19 mm

82-87

UWTgb 1682

Under-worktop appliance:  
Height of plinth can be adjusted by 50 mm with adjustable feet. Ventilation occurs through the plinth. No ventilation grill is needed in the worktop.  
Frameless, handle-less glass door.  
Door dimensions (h/w/d): 717/596/39 mm

82-87

UKes 1752

Under-worktop appliance:  
Height of plinth can be adjusted by 50 mm with adjustable feet. Ventilation occurs through the plinth. No ventilation grill is needed in the worktop.  
Glass door with stainless steel frame.  
Door dimensions (h/w/d): 716/592/38 mm

## Smart communication on all fronts



### BioFresh App

Useful information about perfect food storage, as well as vitamin and mineral content.



### Smoothies & Ice-App

Playful fun; With just a tap, ice-cubes tumble down your screen and can be moved and crushed.



Find out which app is available for which operating system (Apple, Android etc.), and which device type.

[apps.home.liebherr.com](http://apps.home.liebherr.com)



Discover the world of Liebherr Appliances with the latest interesting news, stories, valuable tips and tricks on food storage, recipes and lots more besides!



Click the link to directly access our social media channels:  
[socialmedia.home.liebherr.com](http://socialmedia.home.liebherr.com)

View topic specific websites with in-depth information about BioFresh/NoFrost and wine cabinets via the QR code.



[biofresh.liebherr.com](http://biofresh.liebherr.com)



[nofrost.liebherr.com](http://nofrost.liebherr.com)



[wine.liebherr.com](http://wine.liebherr.com)

Your local Liebherr authorised dealer will help you make the right choice of refrigeration for your lifestyle.

