



elica
Cookerhoods
MADE IN ITALY

30
YEARS
since 1994

THE KITCHEN STUDIO

elica
Grace



Island - 800 m³/h
51cm Stainless Steel & White Glass

Controls : Magic Wand
Lighting : Halo 1x40W + halo 3x28W
Min-max airflow : 200-550 (m³/h)
Noise Level min-max : 38-58 db(A)
Pressure : 400Pa
Total Absorption : 254W
Duct Size : 150mm
Grease Filter aluminium
Optional remote control

THE KITCHEN STUDIO



Island

51cm Stainless Steel & Glass

Controls : Magic Wand
Lighting : Halo 1x40W + halo 3x28W
Min-max airflow : 200-550 (m3/h)
Noise Level min-max : 38-58 db(A)
Pressure : 400Pa
Total Absorption : 290W
Duct Size : 150mm
Grease Filter aluminium
Optional remote control



THE KITCHEN STUDIO

elica
Juliette
PEARL



Island

90cm Pearl

Stainless Steel + Pearl

Controls : 3S Soft Light Push Button

Lighting : Halo 2x20W + halo 6x28W

Min-max airflow : 300-630 (m3/h)

Noise Level min-max : 48- 66 db(A)

Pressure : 450Pa

Total Absorption : 383W

Duct Size : 120mm

Grease Filter aluminium

THE KITCHEN STUDIO

Dynamique

Controls : 3S + B electronic rotative
Lighting : Led 4x3W
Min-max airflow : 300-800 (m3/h)
Noise Level min-max : 47- 64 db(A)
Pressure : 440Pa
Total Absorption : 262W
Duct Size : 150mm
Grease Filter aluminium



**CAN BE USED AS WALL / ISLAND - 70CM
AVAILABLE IN RED & BLACK**

THE KITCHEN STUDIO

Wave



Island

51cm Stainless Steel

Controls : Magic Wand

Lighting : Halo 1x40W + halo 3x28W

Min-max airflow : 200-550 (m³/h)

Noise Level min-max : 38-58 db(A)

Pressure : 400Pa

Total Absorption : 254W

Duct Size : 150mm

Grease Filter aluminium

Optional remote control

THE KITCHEN STUDIO

elica
Twin



Island

90cm Stainless Steel

Controls : Magic Wand

Lighting : Halo 1x40W + halo 6x28W

Min-max airflow : 300-800 (m³/h)

Noise Level min-max : 41- 61 db(A)

Pressure : 400Pa

Total Absorption : 378W

Duct Size : 150mm

Grease Filter aluminium

Optional remote control

THE KITCHEN STUDIO



Island

47cm Stainless Steel & Glass

Controls : Magic Wand

Lighting : Halo 1x40W + halo 3x28W

Min-max airflow : 200-550 (m³/h)

Noise Level min-max : 38- 58 db(A)

Pressure : 400Pa

Total Absorption : 254W


Duct Size : 150mm

Grease Filter aluminium

Optional remote control

THE KITCHEN STUDIO

Stone Gallery



Wall

80cm Stainless Steel

Controls : 3S Soft light push button
Lighting : Halo 2x20W + LED 1x2W
Min-max airflow : 300-630 (m3/h)
Noise Level min-max : 46- 65 db(A)
Pressure : 450Pa
Total Absorption : 235W
Duct Size : 120 - 150mm
Grease Filter Stainless Steel

THE KITCHEN STUDIO

elica
Joy Blix



Wall

90cm Stainless Steel

Controls : 3S + B Touch control
Lighting : Halo 2x20W + halo 2x20W
Min-max airflow : 300-500 (m3/h)
Noise Level min-max : 46-53 db(A)
Pressure : 175Pa
Total Absorption : 210W
Duct Size : 150mm
Grease Filter aluminium

THE KITCHEN STUDIO

elica
Tamaya



Wall

90cm - AVAILABLE IN BLACK & CREAM

- Controls : Push Button
- Lighting : Halo 2x28W
- Max airflow : 750 (m3/h)
- Noise Level min-max : 48-65 db(A)
- Pressure : 255Pa
- Total Absorption : 236W
- Duct Size : 150mm
- Grease Filter aluminium

THE KITCHEN STUDIO

elica
Nuage



Wall

76cm Paintable Stainless Steel

Controls : 3S + b electronic rotative

Lighting : strip LED 7W

Min-max airflow : 240-448 (m³/h)

Noise Level min-max : 49-62 db(A)

Total Absorption : 267W

Duct Size : 150mm

Grease Filter aluminium

THE KITCHEN STUDIO

elica
Amelie



Wall

85cm - INCLUDES FRAME IN EITHER
SOLID WOOD, VENEER OR DUCO

controls 3s soft light push button
lighting strip led 7w
iec airflow (m³/h) 240-647
noise level db(a) 43 - 66
total absorption (w) 247
duct size (mm) 150

THE KITCHEN STUDIO

elica
Kuadra



Island

60cm Stainless Steel

Controls : 3S + b touch control with display

Lighting : 2x LED 2.5W

Min-max airflow : 495 (m3/h)

Noise Level min-max : 62 db(A)

Total Absorption : 255W

Duct Size : 150mm

Grease Filter aluminium

THE KITCHEN STUDIO

elica
Belt



Wall

80cm White Glass & Stainless Steel

Controls : 3S + b touch control

Lighting : 2x LED 2.5W

Min-max airflow : 690 (m³/h)

Noise Level min-max : 68 db(A)


Total Absorption : 265W

Duct Size : 150mm

Grease Filter aluminium

THE KITCHEN STUDIO

elica
Capitol



Wall

80cm White Glass & Stainless Steel

Controls : 3S + b electronic rotative

Lighting : Halo 2x 20W

Min-max airflow : 669 (m3/h)

Noise Level min-max : 67 db(A)

Total Absorption : 300W

Duct Size : 150mm

Grease Filter aluminium

THE KITCHEN STUDIO

elica
Seashell



Island

80cm White Glass & Stainless Steel

Controls : 3S + b remote control

Lighting : Neon 4x24W

Min-max airflow : 400 (m3/h)

Noise Level min-max : 67 db(A)

Total Absorption : 346W

THE KITCHEN STUDIO

elica

Fragrance Diffuser



WELL
BEING



NEUTRALYX
MOLECULE



ALCOHOL
FREE



EASY
TO USE



MOBILE



RECHARGEABLE



LITHIUM
BATTERY



COLD
TECHNOLOGY



marie



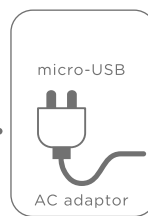
1 capsule



remote
control



lithium
battery



micro-USB

AC adaptor

recharge
kit

THE KITCHEN STUDIO



ELITE INTEGRATED EXTRACTOR
Stainless Steel
600mm 900mm



TRIBE EXTRACTOR
90cm Stainless Steel
Island Wall



REEF WALL EXTRACTOR
Stainless Steel & Glass
600mm 900mm



CIAK INTEGRATED EXTRACTOR
Stainless Steel & Glass
600mm



600mm ERA INTEGRATED EXTRACTOR
Stainless Steel



FLAT GLASS WALL EXTRACTOR
Stainless Steel & Glass

THE KITCHEN STUDIO

THE KITCHEN STUDIO

www.kitchenstudio.com